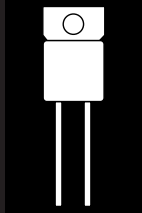


15 AMP SCHOTTKY RECTIFIER IN SMALL HERMETIC PACKAGE



15 Amp, 45 and 60 Volt Schottky Rectifier

FEATURES

- Small Size
- Very Low Forward Voltage
- Very Fast Switching Time
- Hermetic Metal Package
- Low Thermal Resistance
- Isolated Package
- 45V And 60V Reverse Voltage
- Available Screened To MIL-S-19500, TX, TXV And S Levels

DESCRIPTION

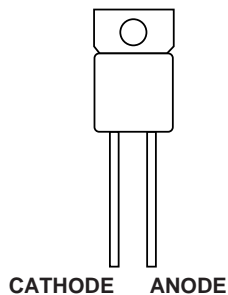
This product is specifically designed high density, high power applications where small size, light weight and high reliability are required. This product combines the latest Schottky semi-conductor technology mounted in an easy-to-use small hermetic isolated metal package. These devices are ideally suited for demanding high frequency applications such as switching power supplies and motor controls.

ABSOLUTE MAXIMUM RATINGS @ 25°C

Peak Inverse VoltageOM4001ST = 45V/OM4002ST = 60 V
Maximum Average D.C. Output Current @ $T_c = 100^\circ\text{C}$ 15 A
Peak Surge Current (Non-repetitive, 8.3ms) 150 A
Storage Temperature Range -55°C to 175°C
Junction Operating Temperature Range -55°C to 150°C
Package Thermal Resistance, Junction to Case 2.0°C/W

3.2

PIN CONNECTION



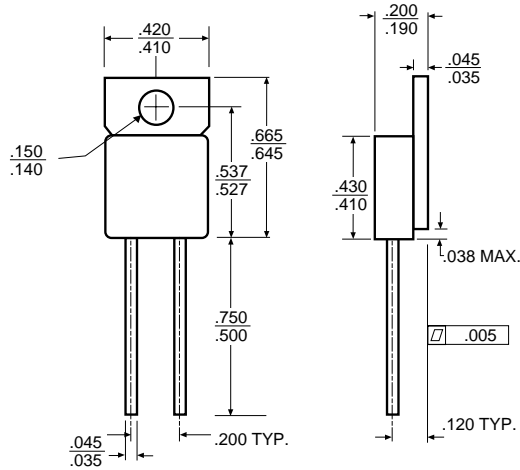
OM4001ST - OM4002ST

ELECTRICAL CHARACTERISTICS

Symbol	Characteristic	Conditions	Limits	Type
V_{RWM}	Working Peak Reverse	OM4001ST	45	V
		OM4002ST	60	V
V_R	DC Blocking Voltage	OM4001ST	45	V
		OM4002ST	60	V
i_R	Maximum Instantaneous Reverse Current*	$T_C = 25^\circ\text{C} @ V_R$	5	mA
		$T_C = 125^\circ\text{C} @ V_R$	150	mA
V_F	Maximum Instantaneous Forward Voltage	$T_C = 25^\circ\text{C}, I_F = 15\text{A}$.750	V
		$T_C = 125^\circ\text{C}, I_F = 15\text{A}$.725	V
C_t	Capacitance	$V_R = 5.0\text{V}$	800	pf

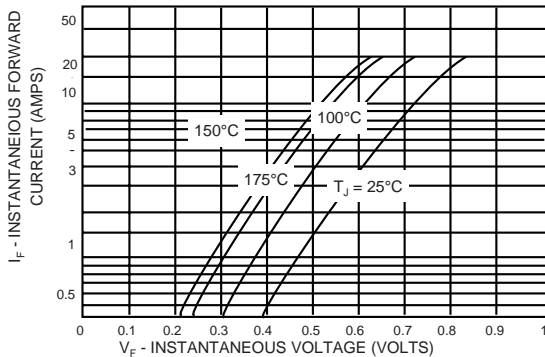
*Pulse Test Width = 300μsec, 2% Duty Cycle.

MECHANICAL OUTLINE



3.2

TYPICAL FORWARD VOLTAGE



TYPICAL REVERSE CURRENT

