

General Description

The MDP8N60 uses advanced MagnaChip's MOSFET Technology, which provides low on-state resistance, high switching performance and excellent quality.

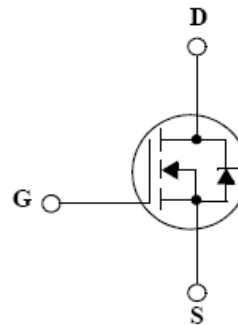

MDP8N60 is suitable device for SMPS, high Speed switching and general purpose applications.

Features

- $V_{DS} = 600V$
- $V_{DS} = 660V$ @ T_{jmax}
- $I_D = 8.0A$ @ $V_{GS} = 10V$
- $R_{DS(ON)} \leq 1.0\Omega$ @ $V_{GS} = 10V$

Applications

- Power Supply
- PFC
- High Current, High Speed Switching



Absolute Maximum Ratings (Ta = 25°C)

Characteristics	Symbol	Rating	Unit
Drain-Source Voltage	V_{DSS}	600	V
Drain-Source Voltage @ T_{jmax}	$V_{DSS} @ T_{jmax}$	660	V
Gate-Source Voltage	V_{GSS}	±30	V
Continuous Drain Current (※)	I_D	$T_C=25^\circ C$	8.0 A
		$T_C=100^\circ C$	4.9 A
Pulsed Drain Current ⁽¹⁾	I_{DM}	32	A
Power Dissipation	P_D	$T_C=25^\circ C$	144 W
		Derate above 25 °C	1.15 W/°C
Repetitive Avalanche Energy E_{AR} ⁽¹⁾	E_{AR}	14.4	mJ
Peak Diode Recovery dv/dt ⁽³⁾	Dv/dt	4.5	V/ns
Single Pulse Avalanche Energy ⁽⁴⁾	E_{AS}	320	mJ
Junction and Storage Temperature Range	T_J, T_{stg}	-55~150	°C

※ I_D limited by maximum junction temperature

Thermal Characteristics

Characteristics	Symbol	Rating	Unit
Thermal Resistance, Junction-to-Ambient ⁽¹⁾	$R_{\theta JA}$	62.5	°C/W
Thermal Resistance, Junction-to-Case ⁽¹⁾	$R_{\theta JC}$	0.87	

Ordering Information

Part Number	Temp. Range	Package	Packing	RoHS Status
MDP8N60TH	-55~150°C	TO-220	Tube	Halogen Free

Electrical Characteristics (Ta =25°C)

Characteristics	Symbol	Test Condition	Min	Typ	Max	Unit
Static Characteristics						
Drain-Source Breakdown Voltage	BV_{DSS}	$I_D = 250\mu A, V_{GS} = 0V$	600	-	-	V
Gate Threshold Voltage	$V_{GS(th)}$	$V_{DS} = V_{GS}, I_D = 250\mu A$	3.0	-	5.0	
Drain Cut-Off Current	I_{DSS}	$V_{DS} = 600V, V_{GS} = 0V$	-	-	1	μA
Gate Leakage Current	I_{GSS}	$V_{GS} = \pm 30V, V_{DS} = 0V$	-	-	100	nA
Drain-Source ON Resistance	$R_{DS(ON)}$	$V_{GS} = 10V, I_D = 4.0A$	-	0.85	1.0	Ω
Forward Transconductance	g_{fs}	$V_{DS} = 30V, I_D = 4.0A$	-	8.5	-	S
Dynamic Characteristics						
Total Gate Charge	Q_g	$V_{DS} = 480V, I_D = 8.0A, V_{GS} = 10V^{(3)}$	-	21	-	nC
Gate-Source Charge	Q_{gs}		-	6.2	-	
Gate-Drain Charge	Q_{gd}		-	8.6	-	
Input Capacitance	C_{iss}	$V_{DS} = 25V, V_{GS} = 0V, f = 1.0MHz$	-	895		pF
Reverse Transfer Capacitance	C_{rss}		-	5		
Output Capacitance	C_{oss}		-	105		
Turn-On Delay Time	$t_{d(on)}$	$V_{GS} = 10V, V_{DS} = 300V, I_D = 8.0A, R_G = 25\Omega^{(3)}$	-	26		ns
Rise Time	t_r		-	42		
Turn-Off Delay Time	$t_{d(off)}$		-	43		
Fall Time	t_f		-	27		
Drain-Source Body Diode Characteristics						
Maximum Continuous Drain to Source Diode Forward Current	I_S		-	8.0	-	A
Source-Drain Diode Forward Voltage	V_{SD}	$I_S = 8.0A, V_{GS} = 0V$	-		1.4	V
Body Diode Reverse Recovery Time	t_{rr}	$I_F = 8.0A, di/dt = 100A/\mu s^{(3)}$	-	350		ns
Body Diode Reverse Recovery Charge	Q_{rr}		-	3.3		μC

Note :

- Pulse width is based on $R_{\theta JC}$ & $R_{\theta JA}$ and the maximum allowed junction temperature of 150°C.
- Pulse test: pulse width $\leq 300\mu s$, duty cycle $\leq 2\%$, pulse width limited by junction temperature $T_{J(MAX)}=150^\circ C$.
- $I_{SD} \leq 8.0A, di/dt \leq 200A/\mu s, V_{DD}=50V, R_g = 25\Omega$, Starting $T_J=25^\circ C$
- $L=9.0mH, I_{AS}=8.0A, V_{DD}=50V, R_g = 25\Omega$, Starting $T_J=25^\circ C$

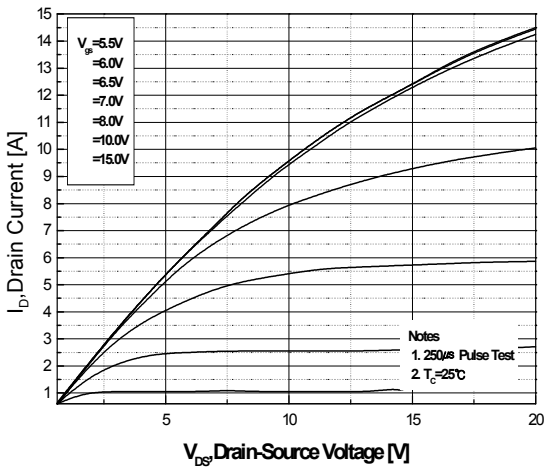


Fig.1 On-Region Characteristics

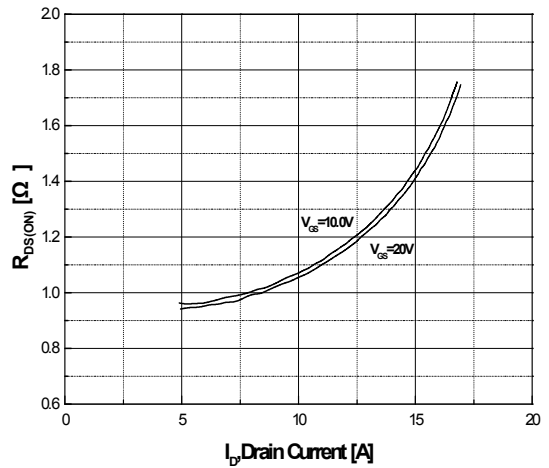


Fig.2 On-Resistance Variation with Drain Current and Gate Voltage

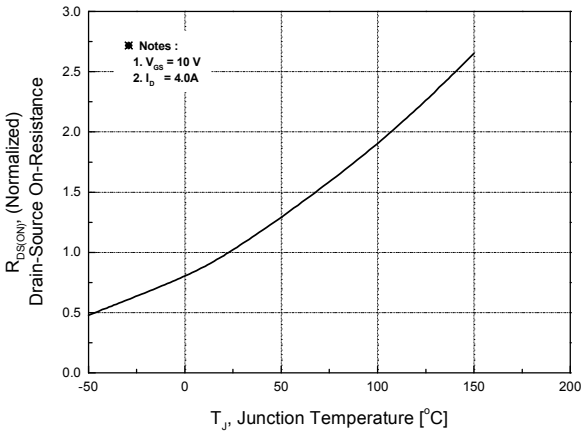


Fig.3 On-Resistance Variation with Temperature

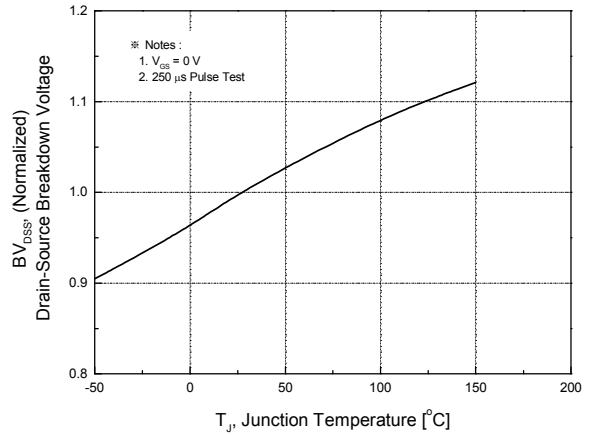


Fig.4 Breakdown Voltage Variation vs. Temperature

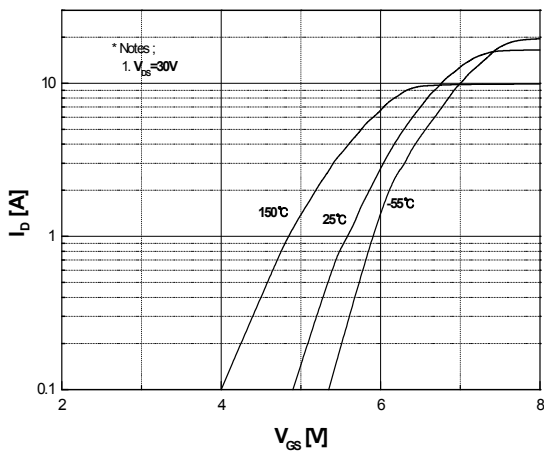


Fig.5 Transfer Characteristics

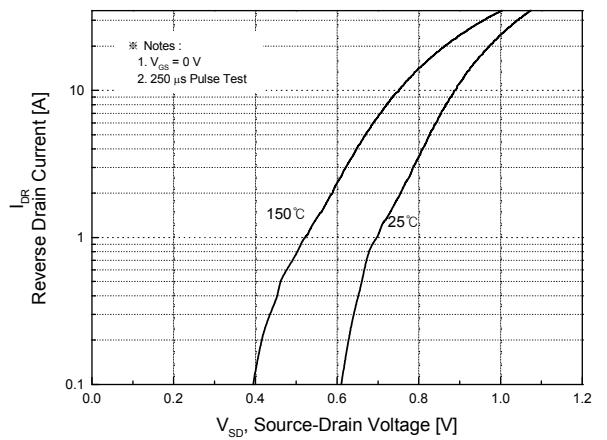


Fig.6 Body Diode Forward Voltage Variation with Source Current and Temperature

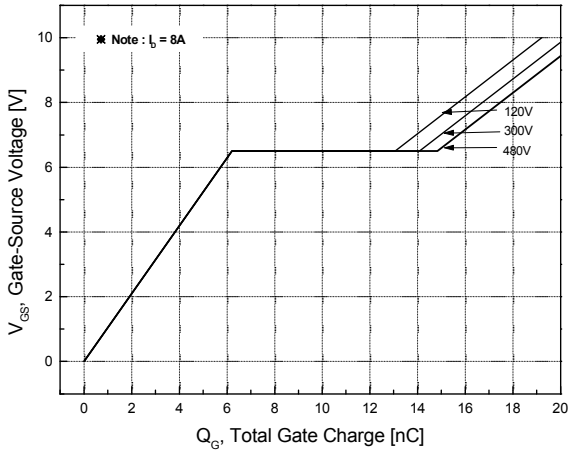


Fig.7 Gate Charge Characteristics

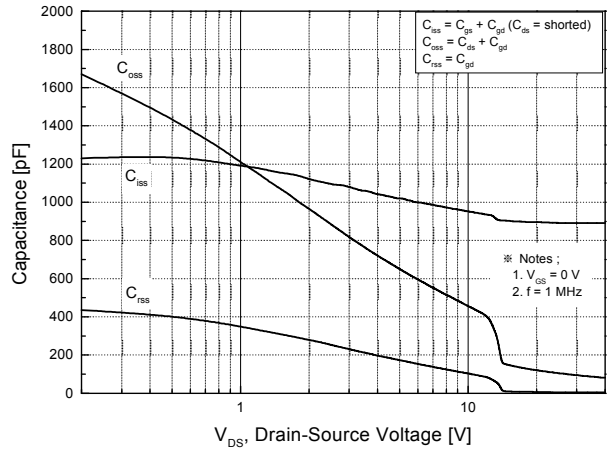


Fig.8 Capacitance Characteristics

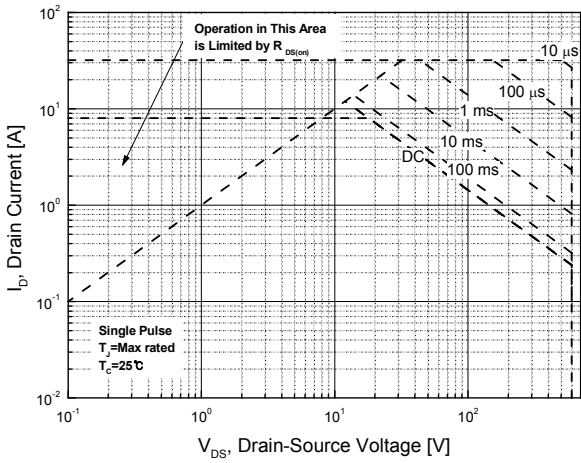


Fig.9 Maximum Safe Operating Area

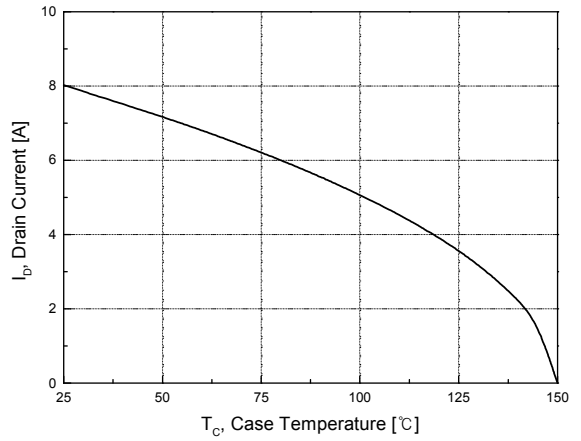


Fig.10 Maximum Drain Current vs. Case Temperature

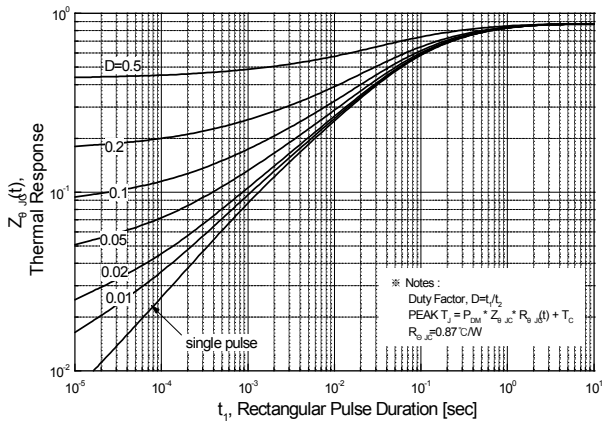


Fig.11 Transient Thermal Response Curve

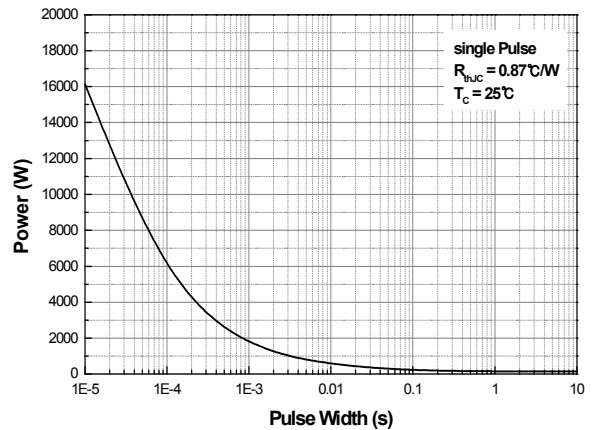
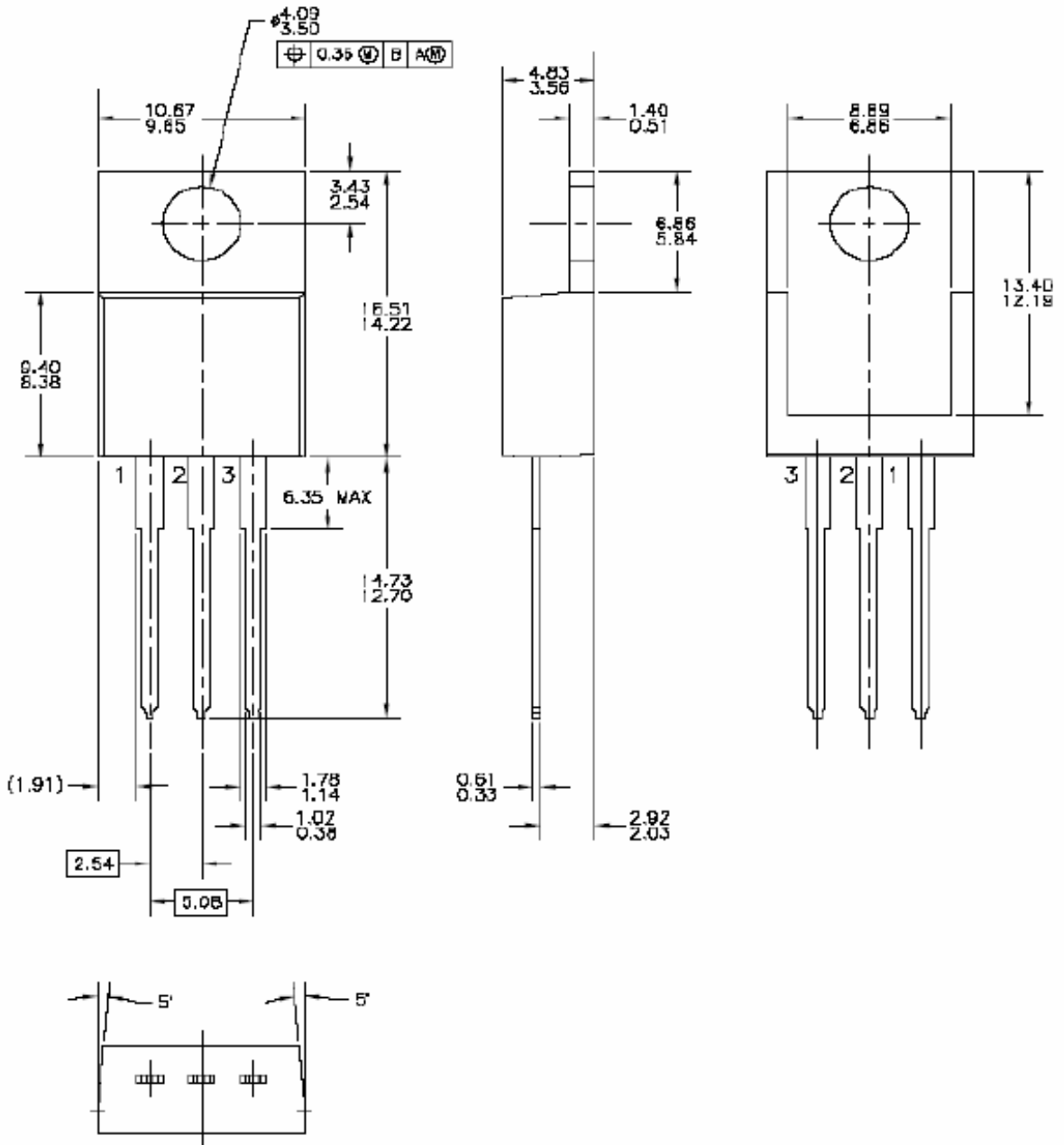


Fig.12 Single Pulse Maximum Power Dissipation

Physical Dimensions

TO-220



Worldwide Sales Support Locations**U.S.A****Sunnyvale Office**

787 N. Mary Ave. Sunnyvale
 CA 94085 U.S.A
 Tel : 1-408-636-5200
 Fax : 1-408-213-2450
 E-Mail : usasales@magnachip.com

U.K

Knyvett House The Causeway,
 Staines Middx, TW18 3BA, U.K.
 Tel : +44 (0) 1784-895-000
 Fax : +44 (0) 1784-895-115
 E-Mail : uksales@magnachip.com

Japan**Osaka Office**

3F, Shin-Osaka MT-2 Bldg 3-5-36
 Miyahara Yodogawa-Ku
 Osaka, 532-0003 Japan
 Tel : 81-6-6394-9160
 Fax : 81-6-6394-9150
 E-Mail : osakasales@magnachip.com

Taiwan R.O.C

2F, No.61, Chowize Street, Nei Hu
 Taipei, 114 Taiwan R.O.C
 Tel : 886-2-2657-7898
 Fax : 886-2-2657-8751
 E-Mail : taiwansales@magnachip.com

China**Hong Kong Office**

Suite 1024, Ocean Centre 5 Canton Road,
 Tsim Sha Tsui Kowloon, Hong Kong
 Tel : 852-2828-9700
 Fax : 852-2802-8183
 E-Mail : chinasales@magnachip.com

Shenzhen Office

Room 1803, 18/F
 International Chamber of Commerce Tower
 Fuhua Road3 CBD, Futian District, China
 Tel : 86-755-8831-5561
 Fax : 86-755-8831-5565
 E-Mail : chinasales@magnachip.com

Shanghai Office

Room E, 8/F, Liaoshen International Building 1068
 Wuzhong Road, (C) 201103
 Shanghai, China
 Tel : 86-21-6405-1521
 Fax : 86-21-6505-1523
 E-Mail : chinasales@magnachip.com

Korea

891, Daechi-Dong, Kangnam-Gu
 Seoul, 135-738 Korea
 Tel : 82-2-6903-3451
 Fax : 82-2-6903-3668 ~9
 Email : koreasales@magnachip.com

DISCLAIMER:

The Products are not designed for use in hostile environments, including, without limitation, aircraft, nuclear power generation, medical appliances, and devices or systems in which malfunction of any Product can reasonably be expected to result in a personal injury. Seller's customers using or selling Seller's products for use in such applications do so at their own risk and agree to fully defend and indemnify Seller.

MagnaChip reserves the right to change the specifications and circuitry without notice at any time. MagnaChip does not consider responsibility for use of any circuitry other than circuitry entirely included in a MagnaChip product. [MagnaChip](http://www.magnachip.com) is a registered trademark of MagnaChip Semiconductor Ltd.