

ERC81-006

PRV : 60 Volts
Io : 3.0 Amperes

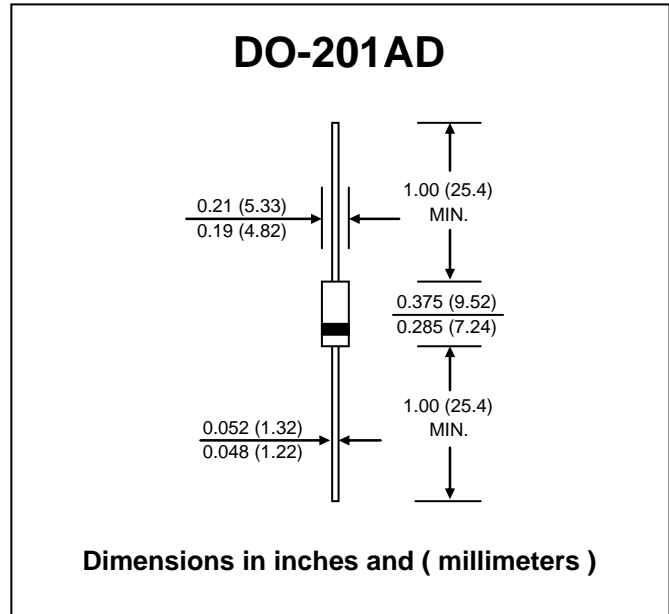
FEATURES :

- * High current capability
- * High surge current capability
- * High reliability
- * High efficiency
- * Low forward voltage drop
- * **Pb / RoHS Free**

MECHANICAL DATA :

- * Case : DO-201AD Molded plastic
- * Epoxy : UL94V-O rate flame retardant
- * Lead : Axial lead solderable per MIL-STD-202, Method 208 guaranteed
- * Polarity : Color band denotes cathode end
- * Mounting position : Any
- * Weight : 1.16 grams

SCHOTTKY-BARRIER RECTIFIER DIODE



MAXIMUM RATINGS AND ELECTRICAL CHARACTERISTICS

Rating at 25 °C ambient temperature unless otherwise specific.
 Single phase, half wave, 60 Hz, resistive or inductive load.
 For capacitive load, derate current by 20%.

RATING	SYMBOL	VALUE	UNIT
Maximum Repetitive Peak Reverse Voltage	V_{RRM}	60	V
Maximum DC Blocking Voltage	V_{DC}	60	V
Maximum Average Forward Current , $T_L= 104^{\circ}C$	$I_{F(AV)}$	3.0	A
Maximum Peak Forward Surge Current (Sin wave, 10ms)	I_{FSM}	80	A
Maximum Forward Voltage at $I_F = 3.0 A$	V_F	0.58	V
Maximum Reverse Current at $V_R = V_{RRM}$	I_{RM}	5.0	mA
Junction Temperature Range	T_J	- 40 to + 125	°C
Storage Temperature Range	T_{STG}	- 40 to + 125	°C

RATING AND CHARACTERISTIC CURVES (ERC81-006)

FIG.1 - FORWARD CURRENT DERATING CURVE

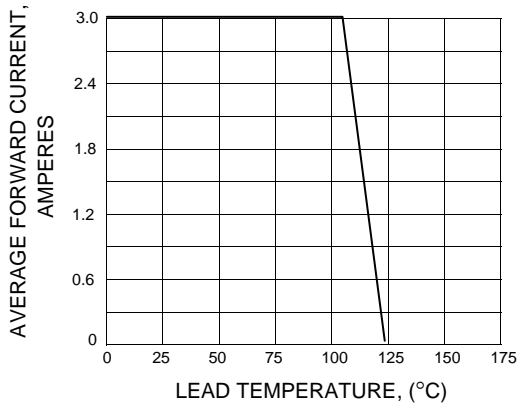


FIG.2 - MAXIMUM NON-REPETITIVE PEAK FORWARD SURGE CURRENT

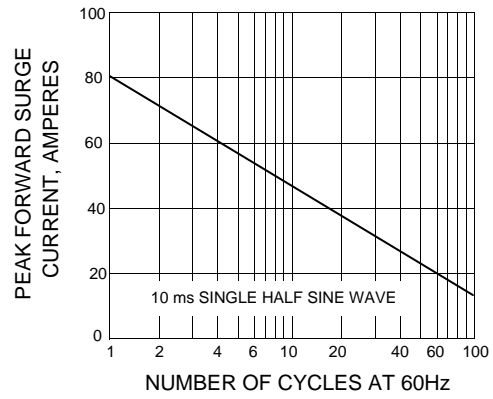


FIG.3 - TYPICAL FORWARD CHARACTERISTICS

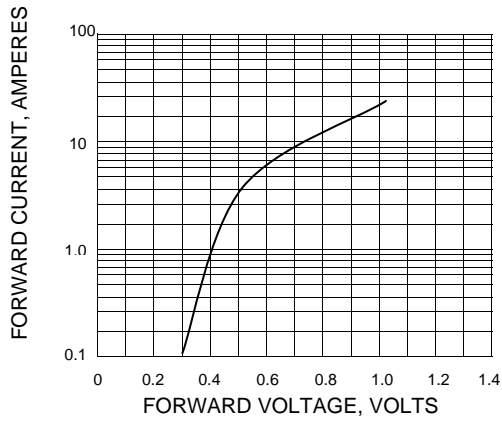


FIG.4 - TYPICAL REVERSE CHARACTERISTICS

