

EK03 - EK04

SCHOTTKY BARRIER DIODES

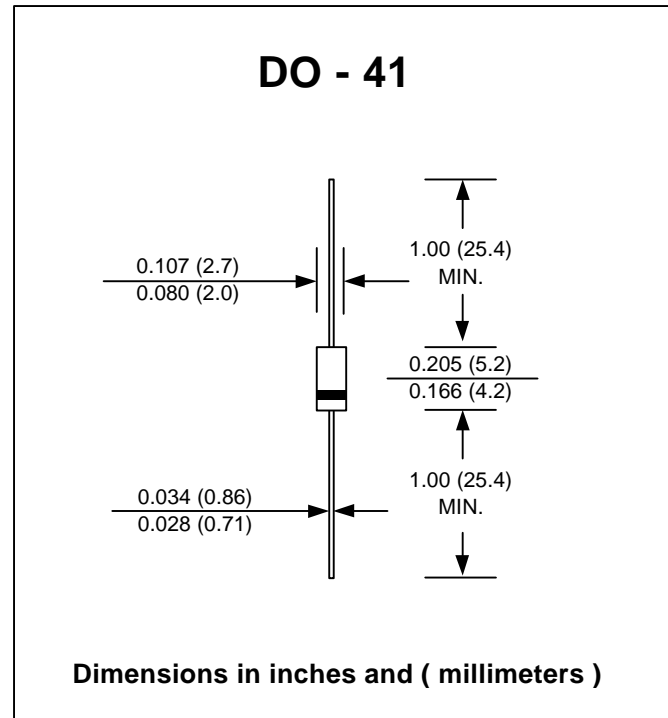
PRV : 30 - 40 Volts
I_o : 1.0 Amperes

FEATURES :

- * High current capability
- * High surge current capability
- * High reliability
- * High efficiency
- * Low power loss
- * Low forward voltage drop
- * Low cost
- * **Pb / RoHS Free**

MECHANICAL DATA :

- * Case : DO-41 Molded plastic
- * Epoxy : UL94V-O rate flame retardant
- * Lead : Axial lead solderable per MIL-STD-202, Method 208 guaranteed
- * Polarity : Color band denotes cathode end
- * Mounting position : Any
- * Weight : 0.339 gram



MAXIMUM RATINGS AND ELECTRICAL CHARACTERISTICS

Rating at 25 °C ambient temperature unless otherwise specified.
 Single phase, half wave, 60 Hz, resistive or inductive load.
 For capacitive load, derate current by 20%.

RATING	SYMBOL	EK03	EK04	UNIT
Maximum Recurrent Peak Reverse Voltage	V _{RRM}	30	40	V
Maximum Peak Reverse Surge Voltage	V _{RSM}	35	45	V
Maximum Average Forward Current	I _{F(AV)}	1.0		A
Maximum Peak Forward Surge Current (50 Hz, Half-cycle, Sine wave, Single Shot)	I _{FSM}	25		A
Maximum Forward Voltage at I _F = 1A	V _F	0.55		V
Maximum Reverse Current at V _R = V _{RM} T _a = 25 °C	I _R	1.0		mA
Maximum Reverse Current at V _R = V _{RM} T _j = 100 °C	I _{R(H)}	50		mA
Junction Temperature Range	T _J	- 40 to + 125		°C
Storage Temperature Range	T _{STG}	- 40 to + 125		°C

RATING AND CHARACTERISTIC CURVES (EK03 - EK04)

FIG.1 - FORWARD CURRENT DERATING CURVE

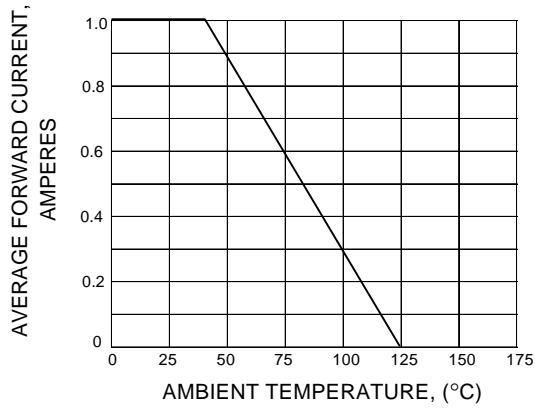


FIG.2 - MAXIMUM NON-REPETITIVE PEAK FORWARD SURGE CURRENT

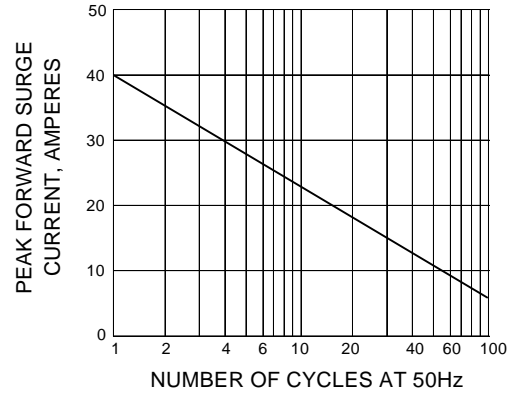


FIG.3 - TYPICAL FORWARD CHARACTERISTICS

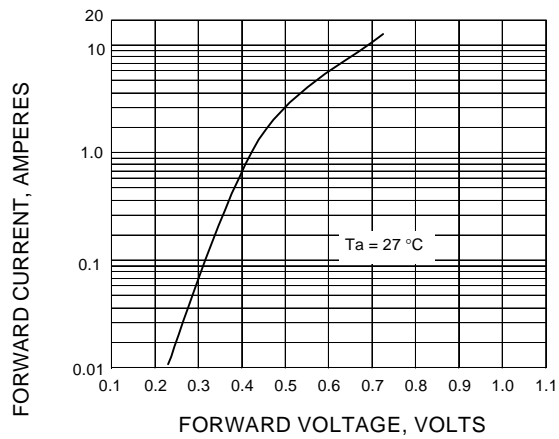


FIG.4 - TYPICAL REVERSE CHARACTERISTICS

