

# GBJ2500 - GBJ2510

PRV : 50 - 1000 Volts

Io : 25 Amperes

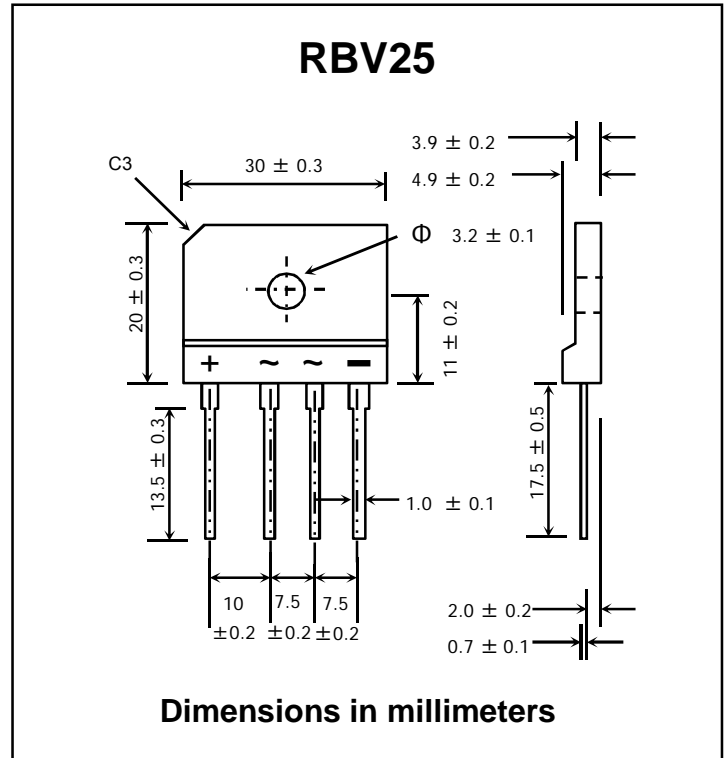
## FEATURES :

- \* Glass Passivated Die Construction
- \* High surge current capability
- \* High reliability
- \* Low reverse current
- \* Low forward voltage drop
- \* High case dielectric strength of 2000 V<sub>AC</sub> @1 Sec
- \* High current capability
- \* Very good heat dissipation
- \* Pb / RoHS Free

## MECHANICAL DATA :

- \* Case : Reliable low cost construction utilizing molded plastic technique
- \* Epoxy : UL94V-O rate flame retardant
- \* Terminals : Plated lead solderable per MIL-STD-202, Method 208 guaranteed
- \* Polarity : Polarity symbols marked on case
- \* Mounting position : Any
- \* Weight : 8.17 grams ( Approximally )

# SILICON BRIDGE RECTIFIERS



## MAXIMUM RATINGS AND ELECTRICAL CHARACTERISTICS

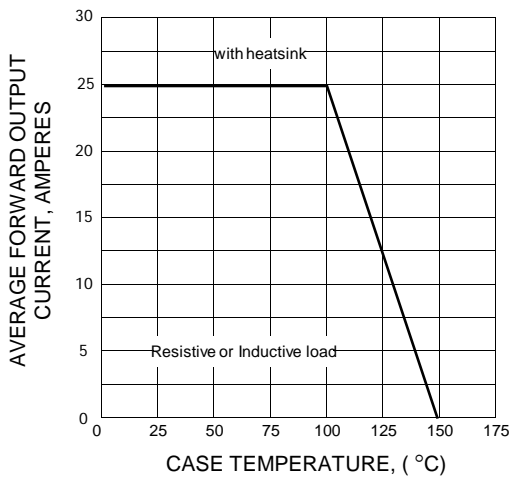
Rating at 25 °C ambient temperature unless otherwise specified.

RATING	SYMBOL	GBJ 2500	GBJ 2501	GBJ 2502	GBJ 2504	GBJ 2506	GBJ 2508	GBJ 2510	UNIT
Maximum Recurrent Peak Reverse Voltage	V <sub>RRM</sub>	50	100	200	400	600	800	1000	V
Maximum RMS Voltage	V <sub>RMS</sub>	35	70	140	280	420	560	700	V
Maximum DC Blocking Voltage	V <sub>DC</sub>	50	100	200	400	600	800	1000	V
Maximum Average Forward Current T <sub>c</sub> = 100 °C	I <sub>F(AV)</sub>	25							A
Peak Forward Surge Current Single half sine wave Superimposed on rated load (JEDEC Method)	I <sub>FSM</sub>	300							A
Current Squared Time at t < 8.3 ms.	I <sup>2</sup> t	510							A <sup>2</sup> S
Maximum Forward Voltage per Diode at I <sub>F</sub> = 12.5 A	V <sub>F</sub>	1.1							V
Maximum DC Reverse Current at Rated DC Blocking Voltage	I <sub>R</sub>	10							μA
		500							μA
Thermal Resistance, Junction to Case	R <sub>θJC</sub>	0.6							°C/W
Operating Junction Temperature Range	T <sub>J</sub>	- 40 to + 150							°C
Storage Temperature Range	T <sub>STG</sub>	- 40 to + 150							°C

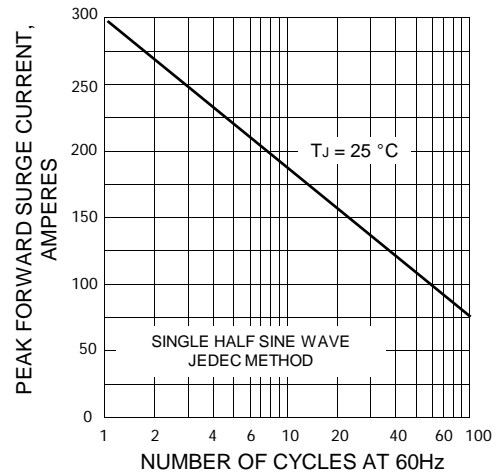
Note : (1) Thermal resistance from junction to case per element. Unit mounted on 220 x 220 x 1.6mm aluminum plate heat sink.

**RATING AND CHARACTERISTIC CURVES ( GBJ2500 - GBJ2510 )**

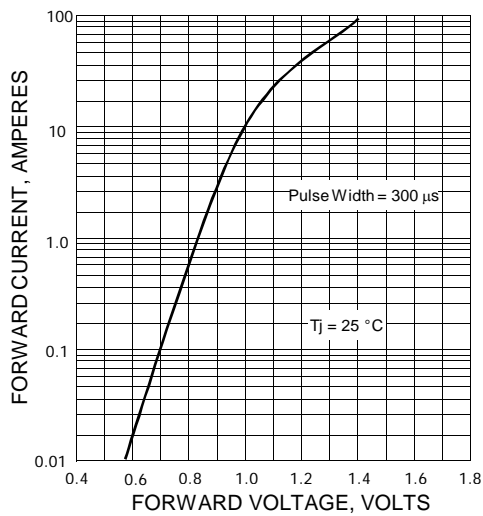
**FIG.1 - DERATING CURVE FOR OUTPUT RECTIFIED CURRENT**



**FIG.2 - MAXIMUM NON-REPETITIVE PEAK FORWARD SURGE CURRENT**



**FIG.3 - TYPICAL FORWARD CHARACTERISTICS PER DIODE**



**FIG.4 - TYPICAL REVERSE CHARACTERISTICS PER DIODE**

