

KBU4A ~ KBU4M

PRV : 50 - 1000 Volts

Io : 4.0 Amperes

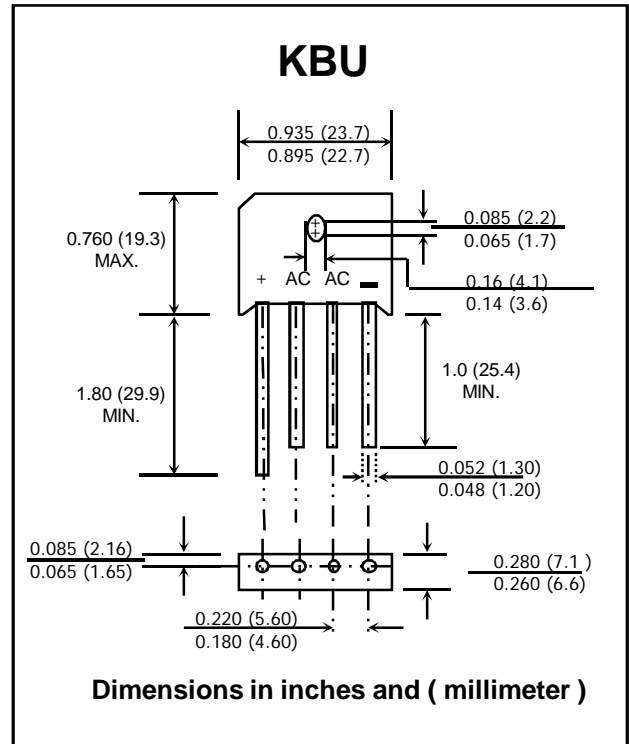
FEATURES :

- * Ideal for printed circuit boards
- * High surge current capability
- * High case dielectric strength of 1500 V_{AC} @ 1 Sec
- * **Pb / RoHS Free**

MECHANICAL DATA :

- * Case : Molded plastic
- * Polarity : Polarity symbols marked on case
- * Mounting position : Any
- * Weight : 8.0 grams

Silicon Bridge Rectifiers



MAXIMUM RATINGS AND ELECTRICAL CHARACTERISTICS

Rating at 25 °C ambient temperature unless otherwise specified.

RATING	SYMBOL	KBU 4A	KBU 4B	KBU 4D	KBU 4G	KBU 4J	KBU 4K	KBU 4M	UNIT
Maximum Recurrent Peak Reverse Voltage	V _{RRM}	50	100	200	400	600	800	1000	V
Maximum RMS Voltage	V _{RMS}	35	70	140	280	420	560	700	V
Maximum DC Blocking Voltage	V _{DC}	50	100	200	400	600	800	1000	V
Maximum Average Forward Rectified Output Current at Ta = 30 °C (Note 1)	I _{F(AV)}	4.0							A
Peak Forward Surge Current, Single sine-wave Superimposed on rated load	I _{FSM}	200							A
Maximum Instantaneous Forward Voltage per leg at I _F = 4 A	V _F	1.0							V
Maximum DC Reverse Current at Rated DC Blocking Voltage per leg	I _R	5.0 (Ta = 25°C)							µA
	I _{R(H)}	1.0 (Ta = 125°C)							mA
Thermal Resistance, Junction to Ambient, per leg (Note1)	R _{θJA}	19							°C/W
Thermal Resistance, Junction to Lead, per leg (Note2)	R _{θJL}	4.0							°C/W
Operating Junction and Storage Temperature Range	T _J , T _{STG}	- 50 to + 150							°C

Notes :

- (1) Units mounted on P.C.B. with 0.5 x 0.5" (12 x 12 mm) copper pads and 0.375" (9.5 mm) lead length.
- (2) Units mounted on a 2.0 x 1.6 x 0.3" thick (5 x 4 x 0.8 cm) Al. Plate

RATING AND CHARACTERISTIC CURVES (KBU4A - KBU4M)

FIG.1 - DERATING CURVE FOR OUTPUT RECTIFIED CURRENT

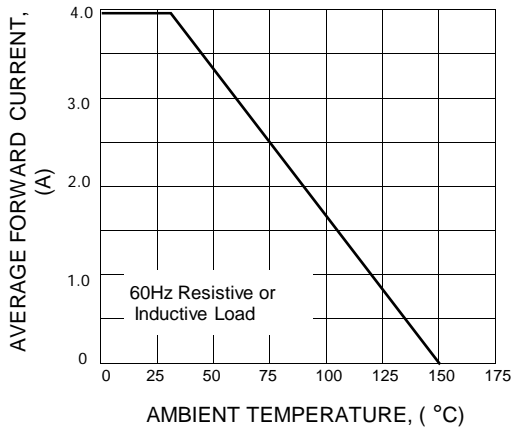


FIG.2 - MAXIMUM NON-REPETITIVE PEAK FORWARD SURGE CURRENT

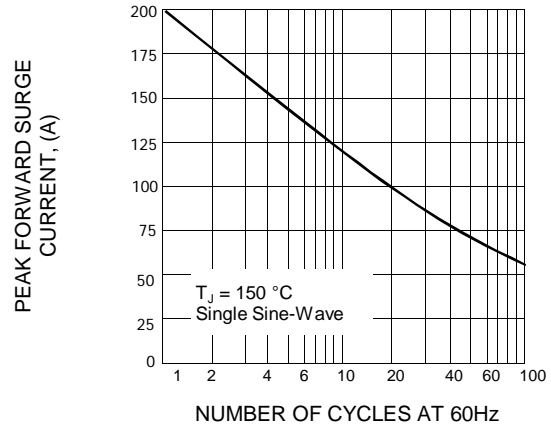


FIG.3 - TYPICAL FORWARD CHARACTERISTICS PER LEG

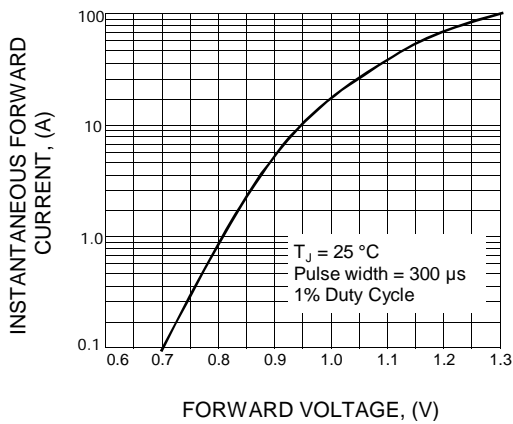


FIG.4 - TYPICAL REVERSE LEAKAGE CHARACTERISTICS PER LEG

