



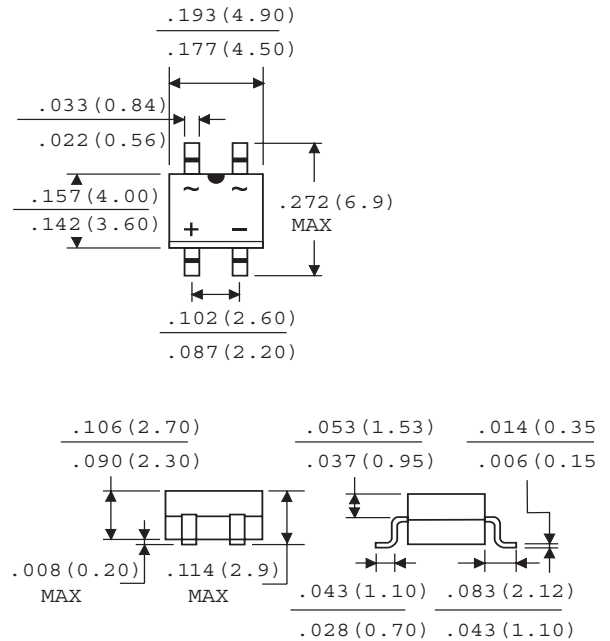
MB2SG THRU MB10SG

Glass Passivated Bridge Rectifiers

Features

- UL Recognized File # E-96005
- Ideal for printed circuit board
- Reliable low cost construction utilizing molded plastic technique
- High surge current capability
- High temperature soldering guaranteed:
260°C / 10 seconds at 5 lbs., (2.3 kg)
tension
- Small size, simple installation
- Leads solderable per MIL-STD-202
Method 208

MBS



Dimensions in inches and (millimeters)

Maximum Ratings and Electrical Characteristics

Rating at 25°C ambient temperature unless otherwise specified.

Single phase, half wave, 60 Hz, resistive or inductive load.

For capacitive load, derate current by 20%

Type Number	Symbol	MB2SG	MB4SG	MB6SG	MB8SG	MB10SG	Units
Maximum Recurrent Peak Reverse Voltage	V_{RRM}	200	400	600	800	1000	V
Maximum RMS Voltage	V_{RMS}	140	280	420	560	700	V
Maximum DC Blocking Voltage	V_{DC}	200	400	600	800	1000	V
Maximum Average Forward Rectified Current On glass-epoxy P.C.B. On aluminum substrate	$I_{(AV)}$	0.5 0.8					A
Peak Forward Surge Current, 8.3 ms Single Half Sine-wave Superimposed on Rated Load (JEDEC method)	I_{FSM}	35					A
Maximum Instantaneous Forward Voltage @ 0.4A	V_F	1.0					V
Maximum DC Reverse Current @ $T_A=25^\circ\text{C}$ at Rated DC Blocking Voltage @ $T_A=125^\circ\text{C}$	I_R	5.0 100					uA uA
Typical Junction Capacitance Per Leg	C_j	13					pF
Typical Thermal Resistance Per Leg	$R_{\theta JA}$	85					°C/W
Operating Temperature Range	T_J	-55 to +150					°C
Storage Temperature Range	T_{STG}	-55 to +150					°C

Note: 1. Measured at 1.0MHz and Applied Reverse Voltage of 4.0 Volts D.C.

Rating and characteristic curves

FIG.1- DERATING CURVE FOR OUTPUT RECTIFIED CURRENT

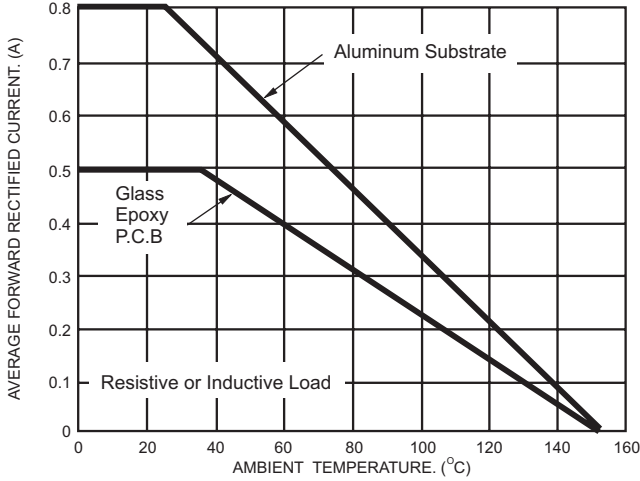


FIG.2- TYPICAL REVERSE LEAKAGE CHARACTERISTICS PER LEG




FIG.3-MAXIMUM NON-REPETITIVE PEAK FORWARD SURGE CURRENT PER LEG

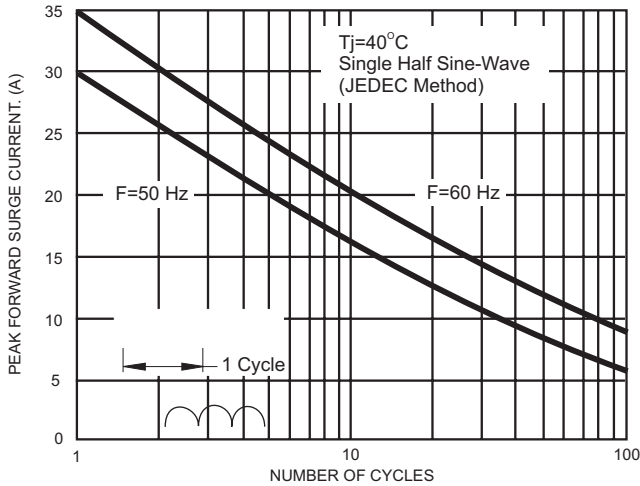


FIG.4- TYPICAL JUNCTION CAPACITANCE PER LEG

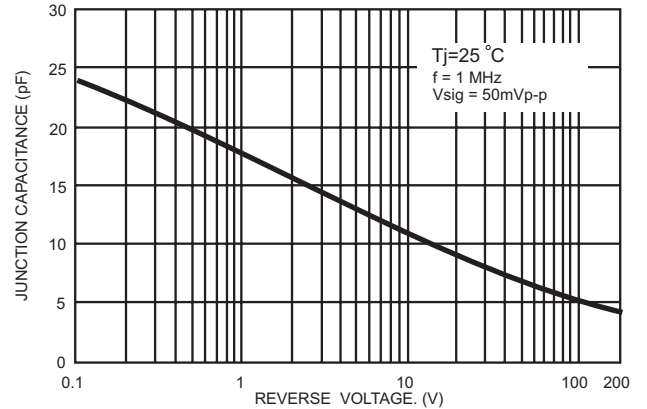


FIG.5- TYPICAL FORWARD VOLTAGE CHARACTERISTICS PER LEG

