

■ Features

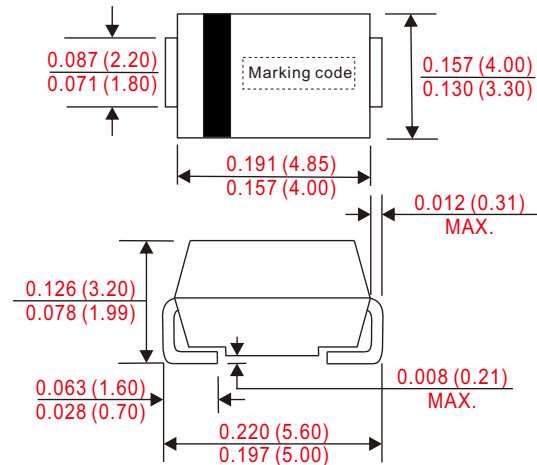
- Low forward voltage drop.
- Excellent high temperature stability.
- Fast switching capability.
- Suffix "G" indicates Halogen-free part, ex. CSS545BG-A.
- Lead-free parts meet environmental standards of MIL-STD-19500 /228

■ Mechanical data

- Epoxy:UL94-V0 rated flame retardant
- Case : Molded plastic, DO-214AA / SMB
- Terminals : Solder plated, solderable per MIL-STD-750, Method 2026
- Polarity : Indicated by cathode band
- Weight : 0.003 ounce, 0.091 gram

■ Outline

SMB(DO-214AA)



Dimensions in inches and (millimeters)

■ Maximum ratings and electrical characteristics

Rating at 25°C ambient temperature unless otherwise specified. Single phase, half wave, 60Hz, resistive or inductive load. For capacitive load, derate current by 20%.

Parameter	Conditions	Symbol	CSS545B-A	UNIT
Marking code			CSS545	
Peak repetitive reverse voltage		V_{RRM}	45	V
Working peak reverse voltage		V_{RWM}		
DC blocking voltage		V_{RM}		
Forward rectified current		I_O	5	A
Forward surge current	8.3ms single half sine-wave superimposed on rate load (JEDEC method)	I_{FSM}	100	A
Thermal resistance	Ambient to case	R_{BJC}	40	°C/W
Operating and Storage temperature		T_J, T_{STG}	-65 ~ +150	°C

Parameter	Conditions	Symbol	MIN.	TYP.	MAX.	UNIT
Forward voltage drop	$I_F = 5A, T_J = 25^\circ C$	V_F			435	mV
	$I_F = 5A, T_J = 125^\circ C$			360		
Reverse current	$V_R = V_{RRM}, T_J = 25^\circ C$	I_R			0.2	mA
	$V_R = V_{RRM}, T_J = 125^\circ C$				25	

■ Rating and characteristic curves

Fig. 1 - Instantaneous Forward Characteristics

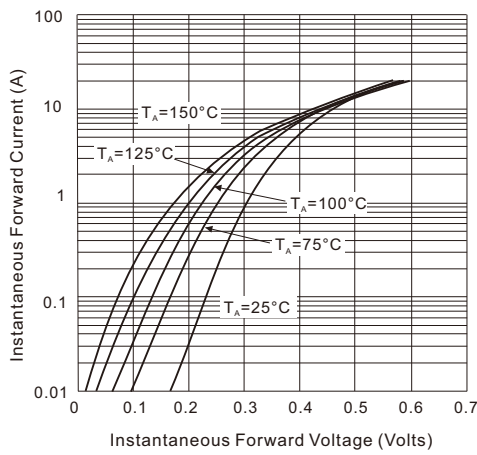


Fig. 2 - Reverse Characteristics

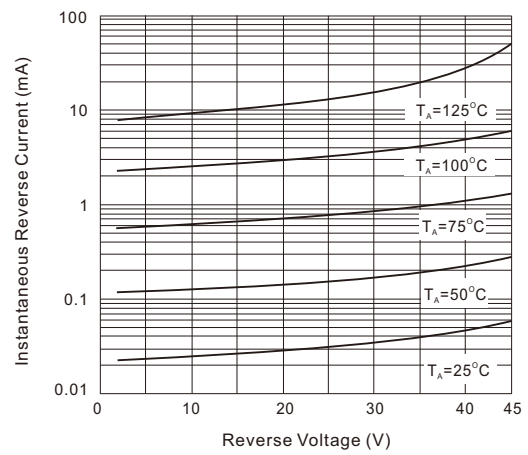
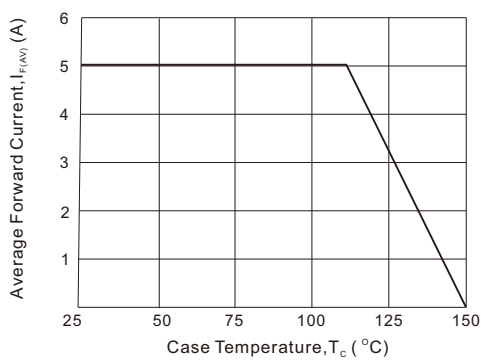
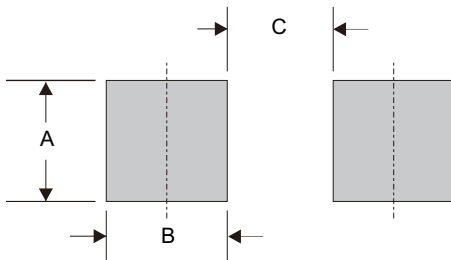


Fig.3 - Forward Current Derating Curve



■ SMB foot print



A	B	C
0.091 (2.30)	0.098 (2.50)	0.071 (1.80)

Dimensions in inches and (millimeters)

- CITC reserves the right to make changes to this document and its products and specifications at any time without notice.
- Customers should obtain and confirm the latest product information and specifications before final design, purchase or use.
- CITC makes no warranty, representation or guarantee regarding the suitability of its products for any particular purpose, nor does CITC assume any liability for application assistance or customer product design.
- CITC does not warrant or accept any liability with products which are purchased or used for any unintended or unauthorized application.
- No license is granted by implication or otherwise under any intellectual property rights of CITC.
- CITC products are not authorized for use as critical components in life support devices or systems without express written approval of CITC.