
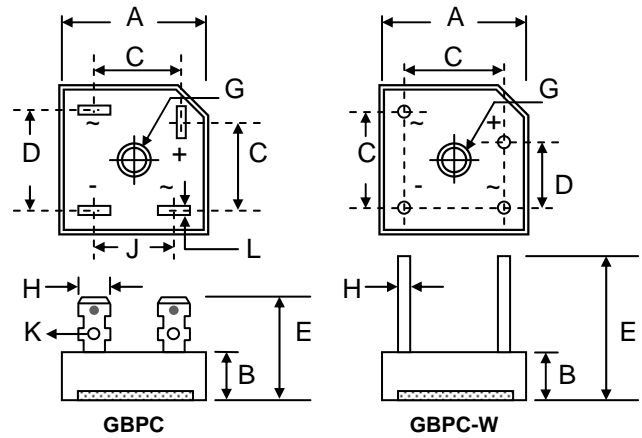


### Features

- Glass Passivated Die Construction
- Low Reverse Leakage Current
- Low Power Loss, High Efficiency
- Heatsink Integrated Epoxy Case for Maximum Heat Dissipation
- Low Thermal Resistance
- High Surge Current Capability
-  Recognized File # E157705

### Mechanical Data

- Case: Epoxy Case with Heatsink, Available in Both Low Profile and Standard Case Height
- Terminals: Plated Faston Lugs or Wire Leads, Add "W" Suffix to Indicate Wire Leads
- Polarity: As Marked on Case
- Mounting: Through Hole with #10 Screw
- Mounting Torque: 2.0 N.m Max.
- Weight: 21 grams (GBPC); 18 grams (GBPC-W)
- Marking: Type Number
- **Lead Free: For RoHS / Lead Free Version, Add "-LF" Suffix to Part Number, See Page 4**



Dim	GBPC		GBPC-W	
	Low Profile / Standard	Low Profile / Standard	Low Profile / Standard	Low Profile / Standard
A	28.20	28.80	28.20	28.80
B	7.50 / 10.77	8.50 / 11.23	7.50 / 10.77	8.50 / 11.23
C	15.30	17.30	17.10	19.10
D	17.10	19.10	10.40	12.40
E	19.00 / 21.50	—	30.50	—
G	Hole for #10 screw, 5.08Ø Nominal			
H	6.35 Typical		0.97Ø	1.07Ø
J	13.20	15.20		
K	2.5Ø Typical			
L	0.71	0.91		

All Dimension in mm

### Maximum Ratings and Electrical Characteristics @<sub>T<sub>A</sub></sub>=25°C unless otherwise specified

Single Phase, half wave, 60Hz, resistive or inductive load. For capacitive load, derate current by 20%.

Characteristic	Symbol	GBPC40										Unit	
		00	01	02	04	06	08	10	12	14	16		
Peak Repetitive Reverse Voltage	V <sub>RRM</sub>												V
Working Peak Reverse Voltage	V <sub>VRWM</sub>	50	100	200	400	600	800	1000	1200	1400	1600		
DC Blocking Voltage	V <sub>R</sub>												
RMS Reverse Voltage	V <sub>R(RMS)</sub>	35	70	140	280	420	560	700	840	980	1120	V	
Average Rectified Output Current @ <sub>T<sub>C</sub></sub> = 55°C	I <sub>O</sub>	40										A	
Non-Repetitive Peak Forward Surge Current 8.3ms Single Half Sine-Wave Superimposed on Rated Load (JEDEC Method)	I <sub>FSM</sub>	500										A	
Forward Voltage per leg @ <sub>I<sub>F</sub></sub> = 20A	V <sub>FM</sub>	1.1										V	
Peak Reverse Current @ <sub>T<sub>C</sub></sub> = 25°C At Rated DC Blocking Voltage @ <sub>T<sub>C</sub></sub> = 125°C	I <sub>RM</sub>	10 500										µA	
I <sup>2</sup> t Rating for Fusing (t < 8.3ms)	I <sup>2</sup> t	800										A <sup>2</sup> s	
Typical Junction Capacitance (Note 1)	C <sub>J</sub>	300										pF	
Typical Thermal Resistance (Note 2)	R <sub>JC</sub>	1.4										°C/W	
RMS Isolation Voltage, t = 1min	V <sub>ISO</sub>	2500										V	
Operating and Storage Temperature Range	T <sub>J</sub> , T <sub>STG</sub>	-55 to +150										°C	

Note: 1. Measured at 1.0 MHz and applied reverse voltage of 4.0V D.C.

2. Thermal resistance junction to case, mounted on 394 x 114 x 114mm Al. heatsink.

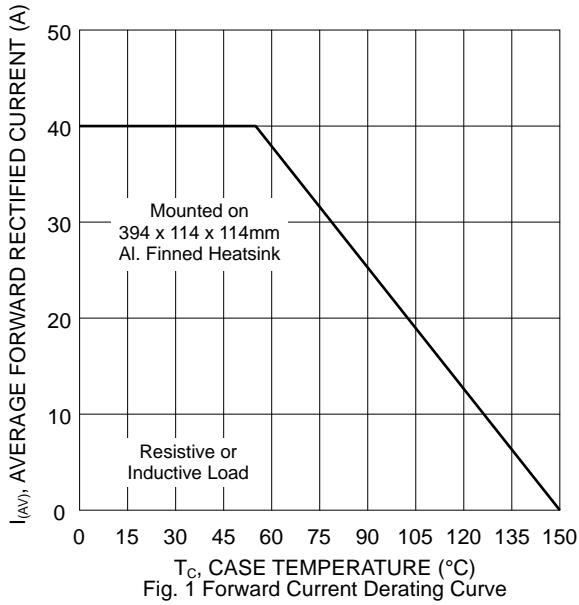


Fig. 1 Forward Current Derating Curve

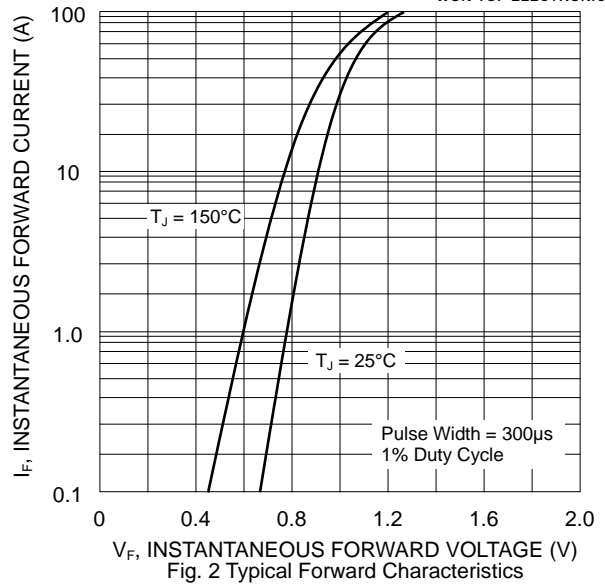


Fig. 2 Typical Forward Characteristics

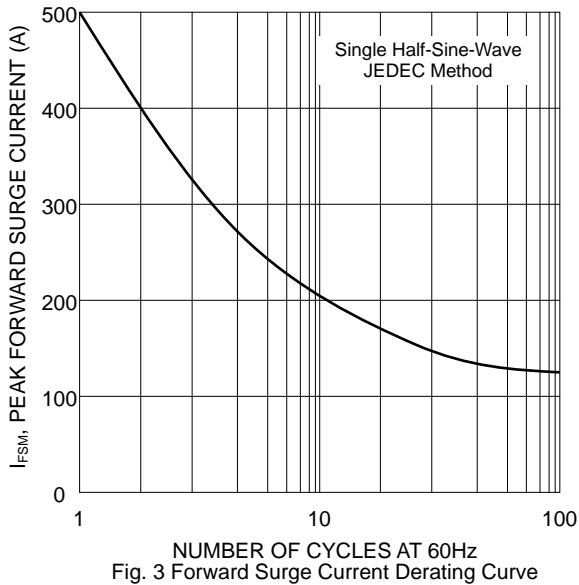


Fig. 3 Forward Surge Current Derating Curve

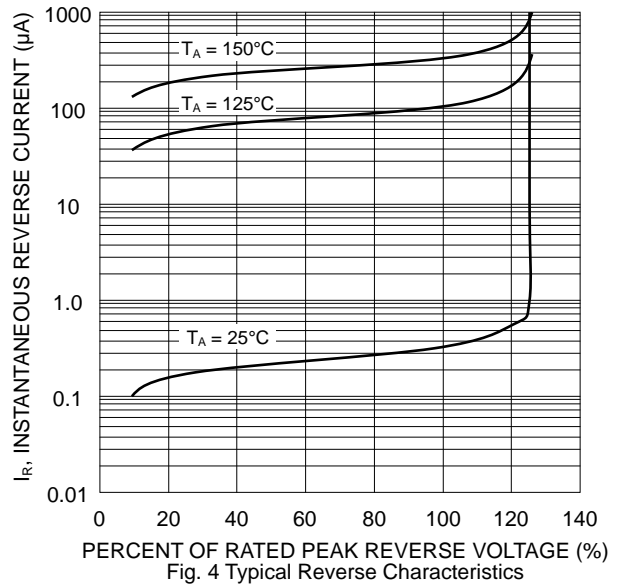


Fig. 4 Typical Reverse Characteristics

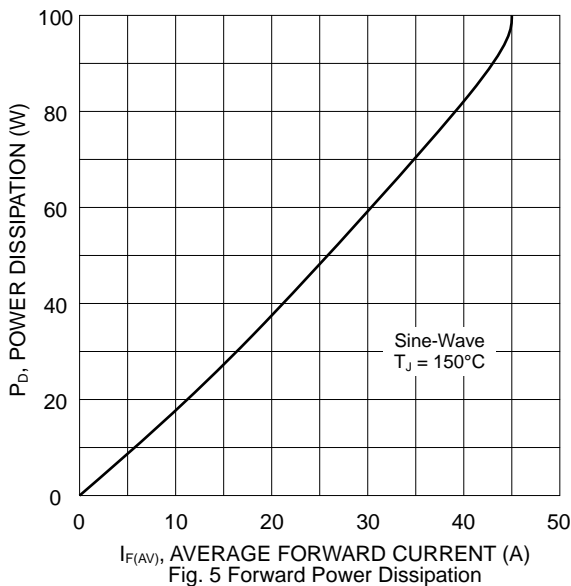


Fig. 5 Forward Power Dissipation

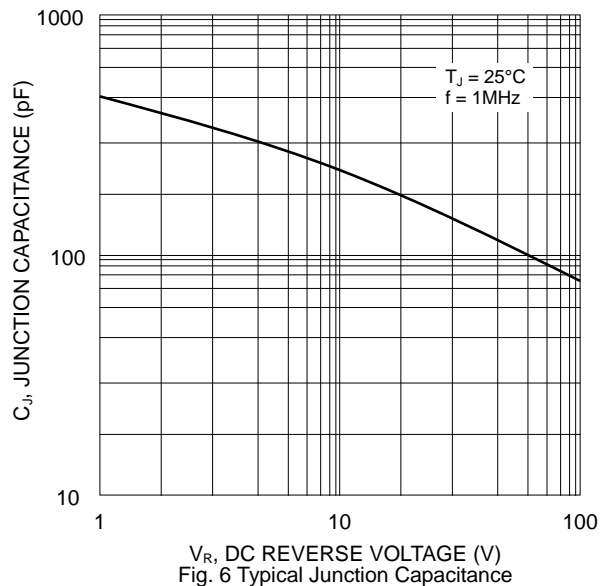
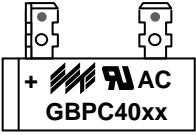



Fig. 6 Typical Junction Capacitance

## MARKING INFORMATION

GBPC	GBPC-W
 <p>GBPC40xx = Device Number            xx = 00, 01, 02, 04, 06, 08, 10, 12, 14 or 16            Polarity = As Marked on Body</p>	 <p>GBPC40xxW = Device Number            xx = 00, 01, 02, 04, 06, 08, 10, 12, 14 or 16            Polarity = As Marked on Body</p>

## PACKAGING INFORMATION

BULK					
Case Style	Inner Box Size L x W x H (mm)	Quantity (PCS)	Carton Size L x W x H (mm)	Quantity (PCS)	Approx. Gross Weight (KG)
<b>GBPC</b>	195 x 195 x 40	50	405 x 205 x 240	500	12.0
<b>GBPC-W</b>	195 x 195 x 40	50	405 x 205 x 240	500	11.0

**Note:** 1. Paper box, white or brown color.

## ORDERING INFORMATION

Product No.	Package Type	Shipping Quantity
GBPC40xx	Square Bridge	50 Units/Box
GBPC40xxW	Square Bridge	50 Units/Box

1. Shipping quantity given is for minimum packing quantity only. For minimum order quantity, please consult the Sales Department.
2. **To order RoHS / Lead Free version (with Lead Free finish), add "-LF" suffix to part number above. For example, GBPC4000-LF.**

WON-TOP ELECTRONICS and  are registered trademarks of Won-Top Electronics Co., Ltd (WTE). WTE has checked all information carefully and believes it to be correct and accurate. However, WTE cannot assume any responsibility for inaccuracies. Furthermore, this information does not give the purchaser of semiconductor devices any license under patent rights to manufacturer. WTE reserves the right to change any or all information herein without further notice.

**WARNING:** DO NOT USE IN LIFE SUPPORT EQUIPMENT. WTE power semiconductor products are not authorized for use as critical components in life support devices or systems without the express written approval.

**Won-Top Electronics Co., Ltd.**

No. 44 Yu Kang North 3rd Road,

Chine Chen Dist., Kaohsiung 806, Taiwan

**Phone:** 886-7-822-5408 or 886-7-822-5410

**Fax:** 886-7-822-5417

**Email:** sales@wontop.com

**Internet:** <http://www.wontop.com>

*We power your everyday.*