
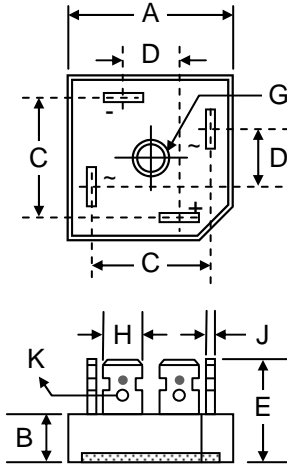


Features

- Glass Passivated Die Construction
- Low Reverse Leakage Current
- Low Power Loss, High Efficiency
- Heatsink Integrated Epoxy Case for Maximum Heat Dissipation
- Low Thermal Resistance
- High Surge Current Capability
-  Recognized File # E157705



KBPC-PS		
Dim	Min	Max
A	28.40	28.70
B	—	10.16
C	21.00	22.50
D	9.00	10.00
E	—	25.40
G	5.08Ø Nominal	
H	6.35 Typical	
J	0.71	0.91
K	2.5Ø Typical	
All Dimension in mm		

Mechanical Data

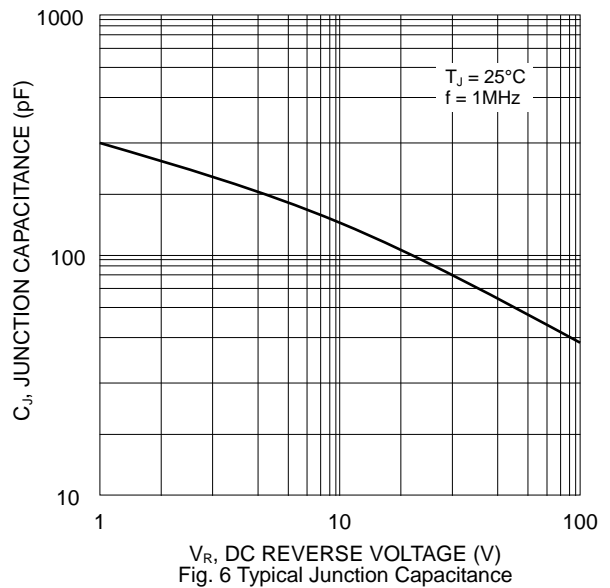
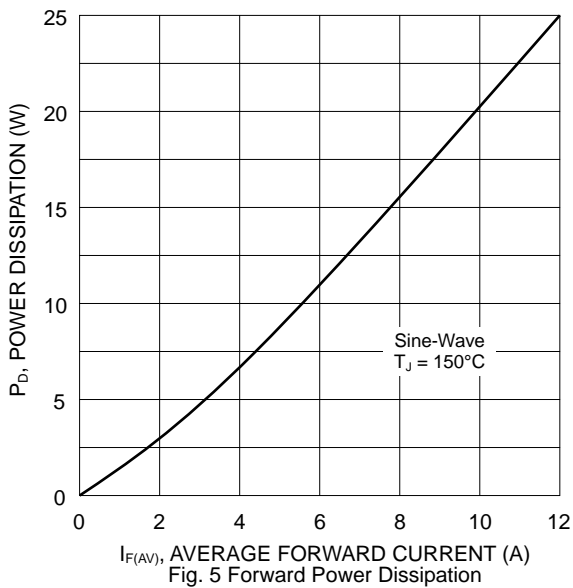
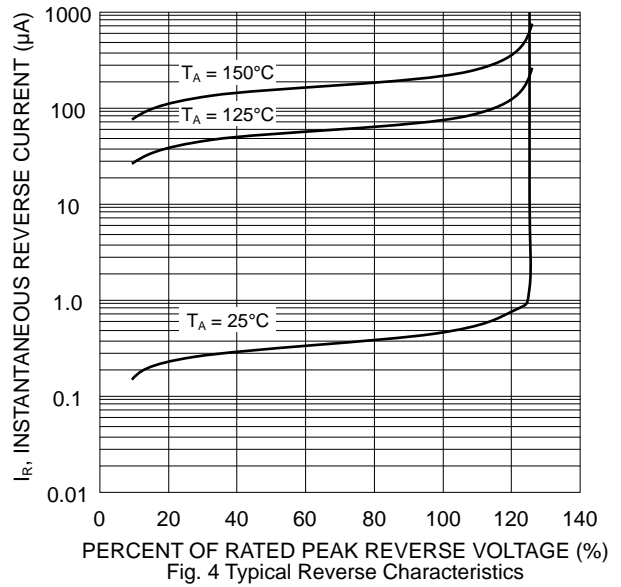
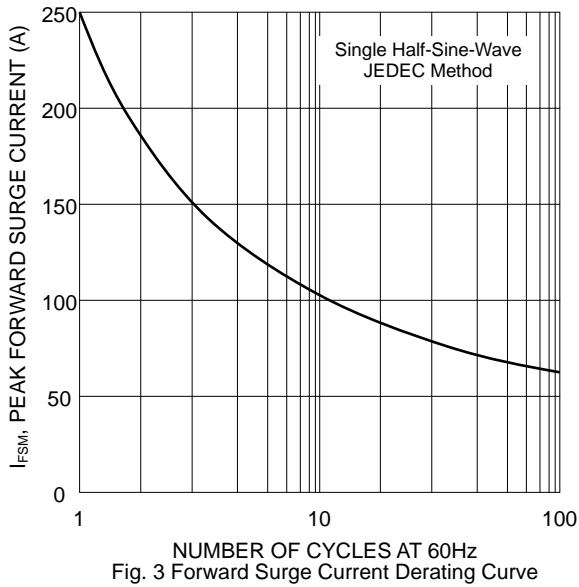
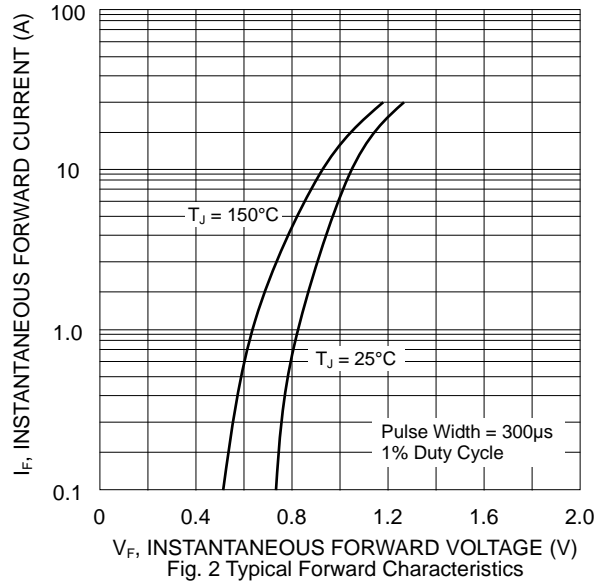
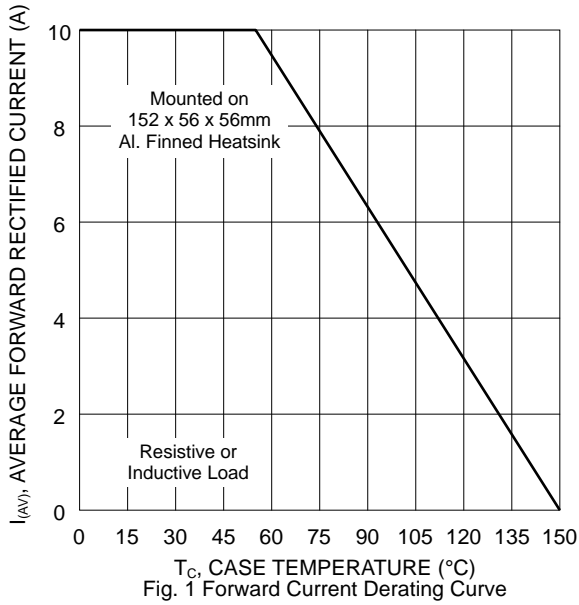
- Case: Epoxy Case with Heatsink Internally Mounted in the Bridge Encapsulation
- Terminals: Plated Faston Lugs
- Polarity: As Marked on Case
- Mounting: Through Hole with #10 Screw
- Mounting Torque: 2.0 N.m Max.
- Weight: 20 grams (approx.)
- Marking: Type Number
- **Lead Free: For RoHS / Lead Free Version, Add "-LF" Suffix to Part Number, See Page 4**

Maximum Ratings and Electrical Characteristics @ $T_A=25^\circ\text{C}$ unless otherwise specified


Single Phase, half wave, 60Hz, resistive or inductive load. For capacitive load, derate current by 20%.

Characteristic	Symbol	GBPC10										Unit	
		00PS	01PS	02PS	04PS	06PS	08PS	10PS	12PS	14PS	16PS		
Peak Repetitive Reverse Voltage	V_{RRM}												V
Working Peak Reverse Voltage	V_{RWM}	50	100	200	400	600	800	1000	1200	1400	1600		
DC Blocking Voltage	V_R												
RMS Reverse Voltage	$V_{R(RMS)}$	35	70	140	280	420	560	700	840	980	1120	V	
Average Rectified Output Current @ $T_C = 55^\circ\text{C}$	I_O	10										A	
Non-Repetitive Peak Forward Surge Current 8.3ms Single Half Sine-Wave Superimposed on Rated Load (JEDEC Method)	I_{FSM}	250										A	
Forward Voltage per leg @ $I_F = 5.0\text{A}$	V_{FM}	1.1										V	
Peak Reverse Current @ $T_C = 25^\circ\text{C}$ At Rated DC Blocking Voltage @ $T_C = 125^\circ\text{C}$	I_{RM}	10 500										μA	
I^2t Rating for Fusing ($t < 8.3\text{ms}$)	I^2t	260										A^2s	
Typical Junction Capacitance (Note 1)	C_J	200										pF	
Typical Thermal Resistance (Note 2)	R_{JC}	1.9										$^\circ\text{C/W}$	
RMS Isolation Voltage, $t = 1\text{min}$	V_{ISO}	2500										V	
Operating and Storage Temperature Range	T_J, T_{STG}	-55 to +150										$^\circ\text{C}$	

Note: 1. Measured at 1.0 MHz and applied reverse voltage of 4.0V D.C.
2. Thermal resistance junction to case, mounted on 152 x 56 x 56mm Al. heatsink.



MARKING INFORMATION



GBPC10xxPS = Device Number
 xx = 00, 01, 02, 04, 06, 08, 10, 12, 14 or 16
 Polarity = As Marked on Body

PACKAGING INFORMATION

BULK

Case Style	Inner Box Size L x W x H (mm)	Quantity (PCS)	Carton Size L x W x H (mm)	Quantity (PCS)	Approx. Gross Weight (KG)
KBPC-PS	195 x 195 x 40	50	405 x 205 x 240	500	12.0

Note: 1. Paper box, white or brown color.

ORDERING INFORMATION

Product No.	Package Type	Shipping Quantity
GBPC10xxPS	Square Bridge	50 Units/Box

1. Shipping quantity given is for minimum packing quantity only. For minimum order quantity, please consult the Sales Department.
2. **To order RoHS / Lead Free version (with Lead Free finish), add "-LF" suffix to part number above. For example, GBPC1000PS-LF.**

WON-TOP ELECTRONICS and  are registered trademarks of Won-Top Electronics Co., Ltd (WTE). WTE has checked all information carefully and believes it to be correct and accurate. However, WTE cannot assume any responsibility for inaccuracies. Furthermore, this information does not give the purchaser of semiconductor devices any license under patent rights to manufacturer. WTE reserves the right to change any or all information herein without further notice.

WARNING: DO NOT USE IN LIFE SUPPORT EQUIPMENT. WTE power semiconductor products are not authorized for use as critical components in life support devices or systems without the express written approval.

Won-Top Electronics Co., Ltd.
No. 44 Yu Kang North 3rd Road,
Chine Chen Dist., Kaohsiung 806, Taiwan
Phone: 886-7-822-5408 or 886-7-822-5410
Fax: 886-7-822-5417
Email: sales@wontop.com
Internet: <http://www.wontop.com>

We power your everyday.