
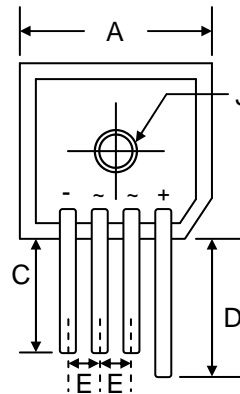


### Features

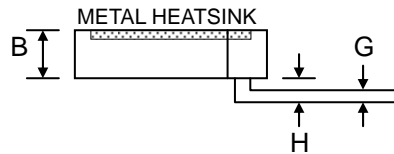
- Glass Passivated Die Construction
- Low Forward Voltage Drop
- High Current Capability
- Low Thermal Resistance
- High Surge Current Capability
- Vertical Mount Ideally Suited for Space Constrained Applications
-  Recognized File # E157705

### Mechanical Data

- Case: Epoxy Case with Heatsink Internally Mounted in the Bridge Encapsulation
- Terminals: Plated Leads Solderable per MIL-STD-202, Method 208
- Polarity: As Marked on Body
- Mounting: Through Hole with #10 Screw
- Mounting Torque: 2.0 N.m Max.
- Weight: 21 grams (approx.)
- Marking: Type Number
- **Lead Free: For RoHS / Lead Free Version, Add "-LF" Suffix to Part Number, See Page 4**



KBPC-S		
Dim	Min	Max
A	28.30	28.80
B	10.77	11.23
C	13.90	—
D	19.00	—
E	4.60	5.60
G	1.20 Ø Typical	
H	3.05	3.60
J	5.08 Ø Nominal	
All Dimensions in mm		

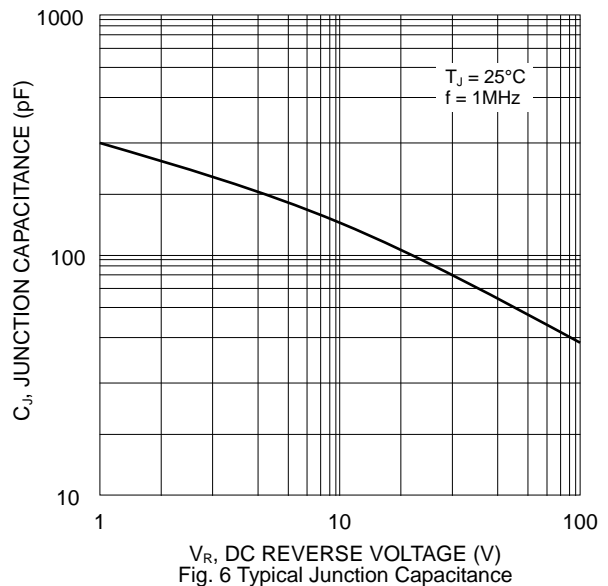
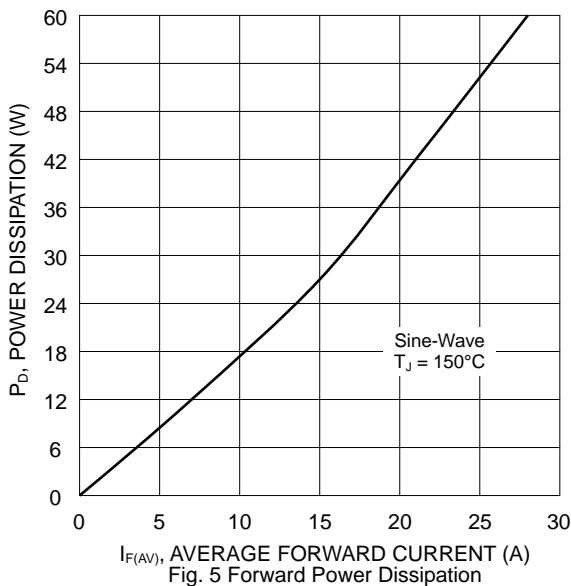
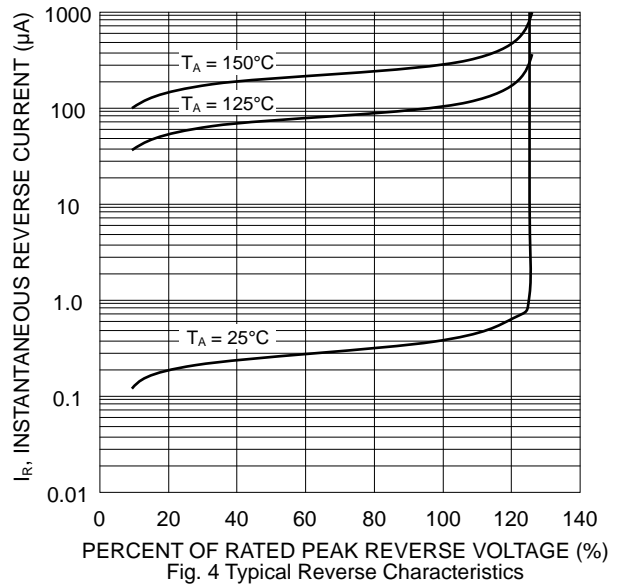
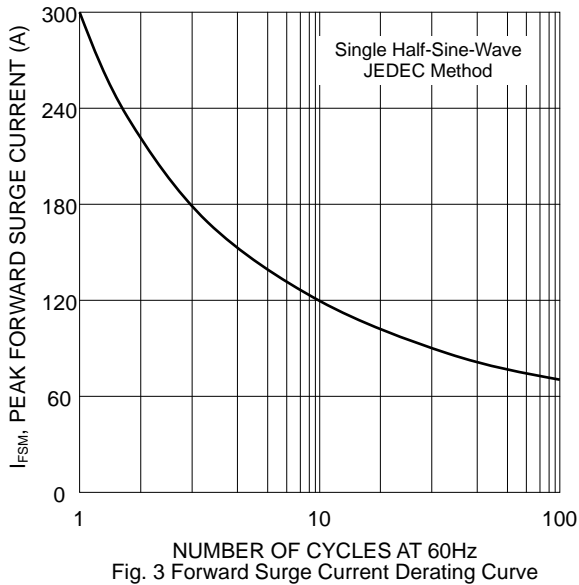
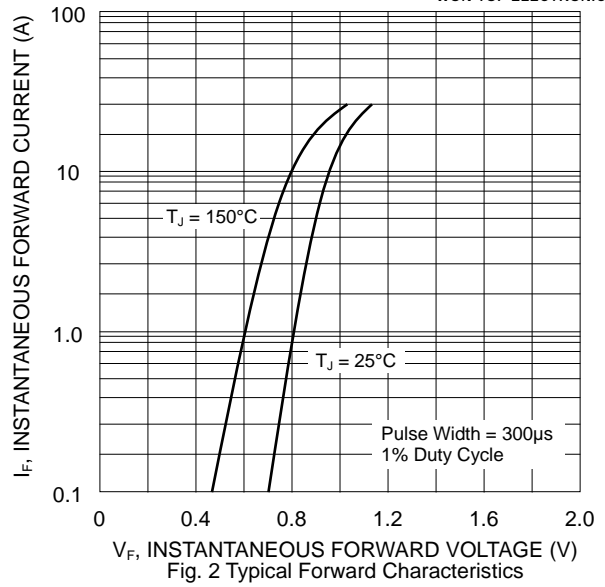
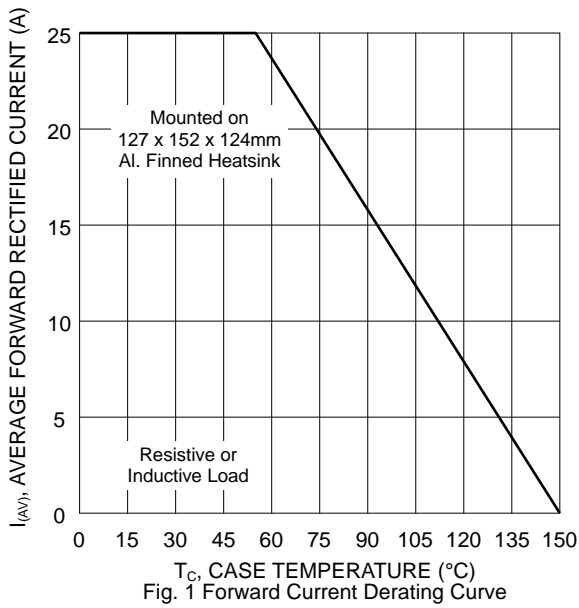


### Maximum Ratings and Electrical Characteristics @ $T_A=25^\circ\text{C}$ unless otherwise specified

Single Phase, half wave, 60Hz, resistive or inductive load. For capacitive load, derate current by 20%.

Characteristic	Symbol	GBPC25										Unit
		00S	01S	02S	04S	06S	08S	10S	12S	14S	16S	
Peak Repetitive Reverse Voltage Working Peak Reverse Voltage DC Blocking Voltage	$V_{RRM}$ $V_{RWM}$ $V_R$	50	100	200	400	600	800	1000	1200	1400	1600	V
RMS Reverse Voltage	$V_{R(RMS)}$	35	70	140	280	420	560	700	840	980	1120	V
Average Rectified Output Current @ $T_C = 55^\circ\text{C}$	$I_O$	25										A
Non-Repetitive Peak Forward Surge Current 8.3ms Single Half Sine-Wave Superimposed on Rated Load (JEDEC Method)	$I_{FSM}$	300										A
Forward Voltage per leg @ $I_F = 12.5\text{A}$	$V_{FM}$	1.1										V
Peak Reverse Current @ $T_C = 25^\circ\text{C}$ At Rated DC Blocking Voltage @ $T_C = 125^\circ\text{C}$	$I_{RM}$	10 500										$\mu\text{A}$
$I^2t$ Rating for Fusing ( $t < 8.3\text{ms}$ )	$I^2t$	375										$\text{A}^2\text{s}$
Typical Junction Capacitance (Note 1)	$C_J$	200										pF
Typical Thermal Resistance (Note 2)	$R_{JC}$	1.9										$^\circ\text{C}/\text{W}$
RMS Isolation Voltage, $t = 1\text{min}$	$V_{ISO}$	2500										V
Operating and Storage Temperature Range	$T_J, T_{STG}$	-55 to +150										$^\circ\text{C}$

Note: 1. Measured at 1.0 MHz and applied reverse voltage of 4.0V D.C.  
2. Thermal resistance junction to case, mounted on 127 x 152 x 124mm Al. heatsink.



## MARKING INFORMATION



GBPC25xxS = Device Number  
 xx = 00, 01, 02, 04, 06, 08, 10, 12, 14 or 16  
 Polarity = As Marked on Body

## PACKAGING INFORMATION

### BULK


Inner Box Size L x W x H (mm)	Quantity (PCS)	Carton Size L x W x H (mm)	Quantity (PCS)	Approx. Gross Weight (KG)
195 x 195 x 40	78	405 x 205 x 240	780	17.0

**Note:** 1. Paper box, white or brown color.

## ORDERING INFORMATION

Product No.	Package Type	Shipping Quantity
GBPC25xxS	SIL Bridge	78 Units/Box

1. Shipping quantity given is for minimum packing quantity only. For minimum order quantity, please consult the Sales Department.
2. **To order RoHS / Lead Free version (with Lead Free finish), add "-LF" suffix to part number above. For example, GBPC2500S-LF.**

WON-TOP ELECTRONICS and  are registered trademarks of Won-Top Electronics Co., Ltd (WTE). WTE has checked all information carefully and believes it to be correct and accurate. However, WTE cannot assume any responsibility for inaccuracies. Furthermore, this information does not give the purchaser of semiconductor devices any license under patent rights to manufacturer. WTE reserves the right to change any or all information herein without further notice.

**WARNING:** DO NOT USE IN LIFE SUPPORT EQUIPMENT. WTE power semiconductor products are not authorized for use as critical components in life support devices or systems without the express written approval.

**Won-Top Electronics Co., Ltd.**  
No. 44 Yu Kang North 3rd Road,  
Chine Chen Dist., Kaohsiung 806, Taiwan  
**Phone:** 886-7-822-5408 or 886-7-822-5410  
**Fax:** 886-7-822-5417  
**Email:** sales@wontop.com  
**Internet:** <http://www.wontop.com>

*We power your everyday.*