

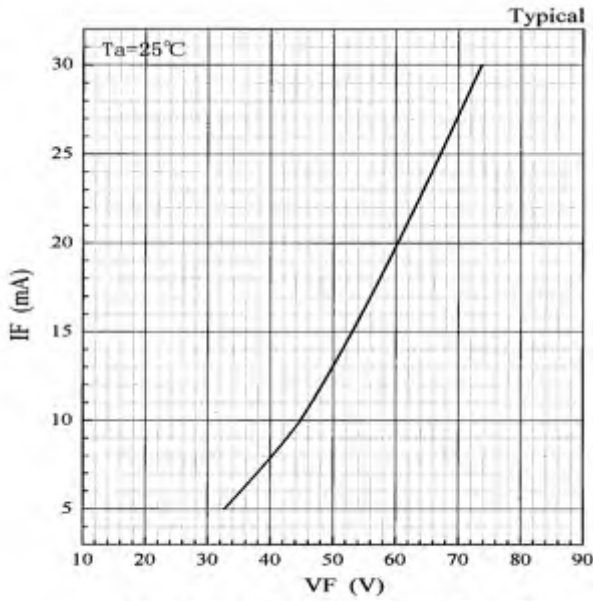
## Features

### Mechanical Data

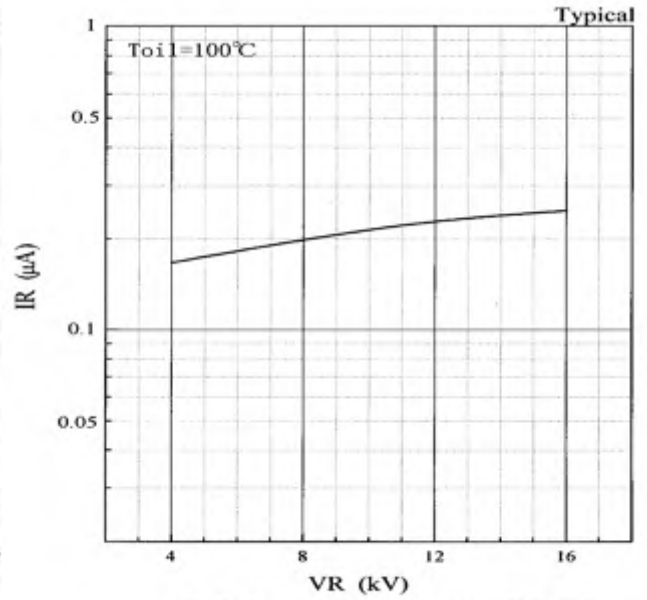
- Weight: 0.3 grams (approx.)
- Vibration Proof: 5 G

### Maximum Ratings and Electrical Characteristics @ T<sub>A</sub> = 25°C unless otherwise specified

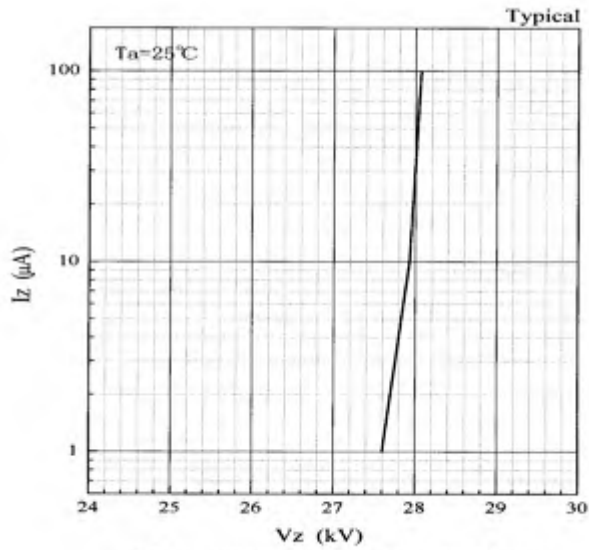
Items	Conditions	Symbols	Ratings	Units
Repetitive peak reverse voltage		V <sub>RRM</sub>	16	KV peak
Non-repetitive peak forward current	50Hz Sine-half wave peak value	I <sub>FSM</sub>	0.5	A peak
Average forward current	50Hz Sine-wave	I <sub>AV</sub>	5	mA
Allowable junction temperature		T <sub>j</sub>	120	°C
Storage Temperature range		T <sub>stg</sub>	-40—120	°C
Allowable operating case temperature		T <sub>c</sub>	100	°C
Maximum forward voltage drop	1F=10mA	V <sub>F</sub>	60	V
Maximum reverse current	VR=16KV	I <sub>R1</sub>	2	uA
Maximum reverse current	VR=16KV, 100°C	I <sub>R2</sub>	5	uA
Maximum reverse recovery time	1F=2mA, 1R=4mA	T <sub>rr</sub>	0.08	uS
Maximum junction capacitance	F=1MHz, VR=0V	C <sub>j</sub>	1	PF



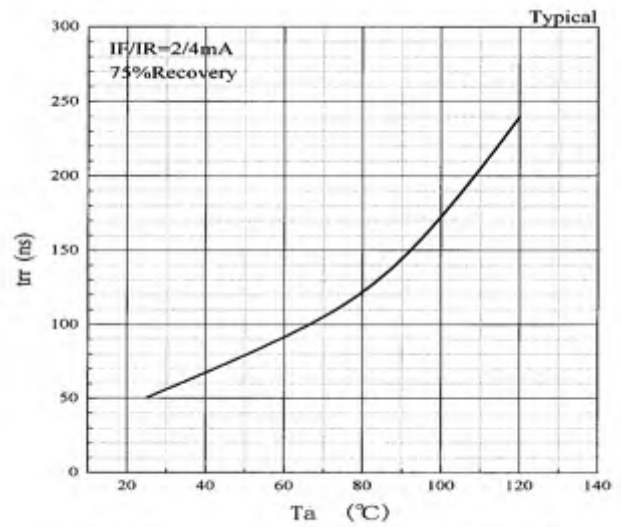
*Fig. 1 Forward characteristic [VF-IF]*



*Fig. 2 Reverse characteristic [VR-IR]*



*Fig. 3 Avalanche characteristic [Vz-Iz]*



*Fig. 4 Reverse recovery time characteristic [Ta-t<sub>rr</sub>]*