

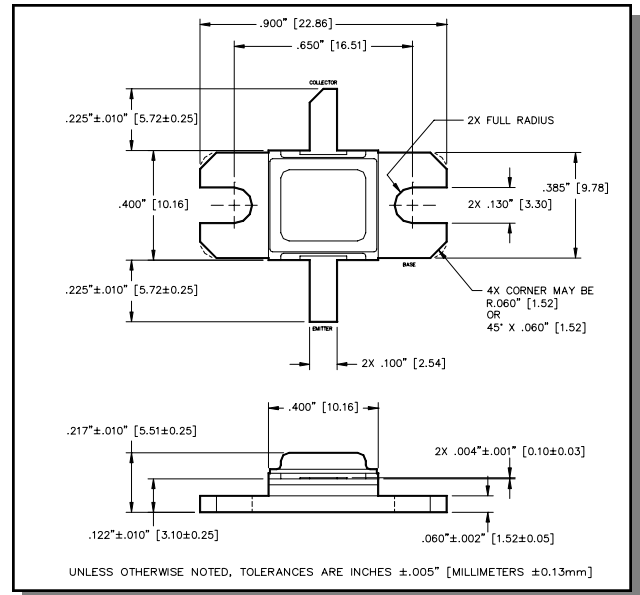
Radar Pulsed Power Transistor
80W, 1.2-1.4 GHz, 150µs Pulse, 10% Duty

M/A-COM Products
Released, 30 May 07

Features

- NPN silicon microwave power transistors
- Common base configuration
- Broadband Class C operation
- High efficiency inter-digitized geometry
- Diffused emitter ballasting resistors
- Gold metallization system
- Internal input and output impedance matching
- Hermetic metal/ceramic package
- RoHS compliant

Outline Drawing



Absolute Maximum Ratings at 25°C

Parameter	Symbol	Rating	Units
Collector-Emitter Voltage	V_{CES}	70	V
Emitter-Base Voltage	V_{EBO}	3.0	V
Collector Current (Peak)	I_C	6.4	A
Power Dissipation @ +25°C	P_{TOT}	220	W
Storage Temperature	T_{STG}	-65 to +200	°C
Junction Temperature	T_J	200	°C

Electrical Specifications: $T_C = 25 \pm 5^\circ\text{C}$ (Room Ambient)

Parameter	Test Conditions	Frequency	Symbol	Min	Max	Units
Collector-Emitter Breakdown Voltage	$I_C = 35\text{mA}$		BV_{CES}	70	-	V
Collector-Emitter Leakage Current	$V_{CE} = 40\text{V}$		I_{CES}	-	3.5	mA
Thermal Resistance	$V_{CC} = 40\text{V}$, $P_{in} = 13\text{W}$	$F = 1.2, 1.3, 1.4 \text{ GHz}$	$R_{TH(JC)}$	-	0.8	°C/W
Output Power	$V_{CC} = 40\text{V}$, $P_{in} = 13\text{W}$	$F = 1.2, 1.3, 1.4 \text{ GHz}$	P_{OUT}	80	-	W
Power Gain	$V_{CC} = 40\text{V}$, $P_{in} = 13\text{W}$	$F = 1.2, 1.3, 1.4 \text{ GHz}$	G_P	7.9	-	dB
Collector Efficiency	$V_{CC} = 40\text{V}$, $P_{in} = 13\text{W}$	$F = 1.2, 1.3, 1.4 \text{ GHz}$	η_C	50	-	%
Input Return Loss	$V_{CC} = 40\text{V}$, $P_{in} = 13\text{W}$	$F = 1.2, 1.3, 1.4 \text{ GHz}$	RL	-	-9	dB
Load Mismatch Tolerance	$V_{CC} = 40\text{V}$, $P_{in} = 13\text{W}$	$F = 1.2, 1.3, 1.4 \text{ GHz}$	VSWR-T	-	3:1	-
Load Mismatch Stability	$V_{CC} = 40\text{V}$, $P_{in} = 13\text{W}$	$F = 1.2, 1.3, 1.4 \text{ GHz}$	VSWR-S	-	1.5:1	-

1

ADVANCED: Data Sheets contain information regarding a product M/A-COM Technology Solutions is considering for development. Performance is based on target specifications, simulated results, and/or prototype measurements. Commitment to develop is not guaranteed.

PRELIMINARY: Data Sheets contain information regarding a product M/A-COM Technology Solutions has under development. Performance is based on engineering tests. Specifications are typical. Mechanical outline has been fixed. Engineering samples and/or test data may be available. Commitment to produce in volume is not guaranteed.

• **North America** Tel: 800.366.2266 / Fax: 978.366.2266
 • **Europe** Tel: 44.1908.574.200 / Fax: 44.1908.574.300
 • **Asia/Pacific** Tel: 81.44.844.8296 / Fax: 81.44.844.8298
 Visit www.macomtech.com for additional data sheets and product information.

M/A-COM Technology Solutions Inc. and its affiliates reserve the right to make changes to the product(s) or information contained herein without notice.

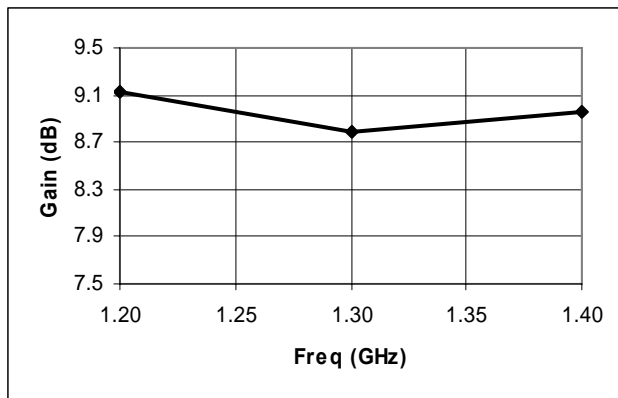
Radar Pulsed Power Transistor
80W, 1.2-1.4 GHz, 150µs Pulse, 10% Duty

M/A-COM Products
Released, 30 May 07

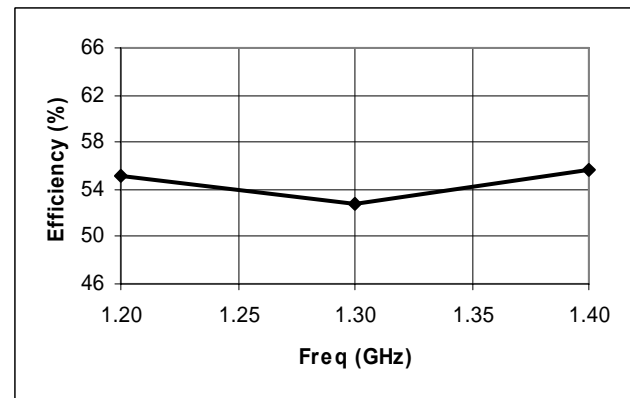
Typical RF Performance

Freq. (GHz)	Pin (W)	Pout (W)	Gain (dB)	Ic (A)	Eff (%)	RL (dB)	VSWR-S (1.5:1)	VSWR-T (3:1)
1.2	13	106	9.13	4.83	55.1	-15.4	S	P
1.3	13	98	8.78	4.66	52.7	-15.5	S	P
1.4	13	102	8.96	4.61	55.6	-14.9	S	P

Gain vs. Frequency

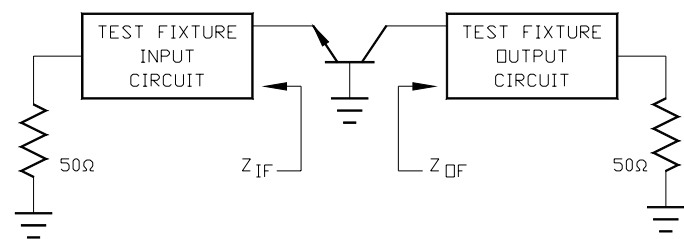


Collector Efficiency vs. Frequency



RF Test Fixture Impedance

F (GHz)	Z _{IF} (Ω)	Z _{OF} (Ω)
1.2	9.4 - j4.5	7.0 - j2.8
1.3	8.3 - j2.8	4.5 - j3.2
1.4	7.9 - j1.3	3.0 + j2.1



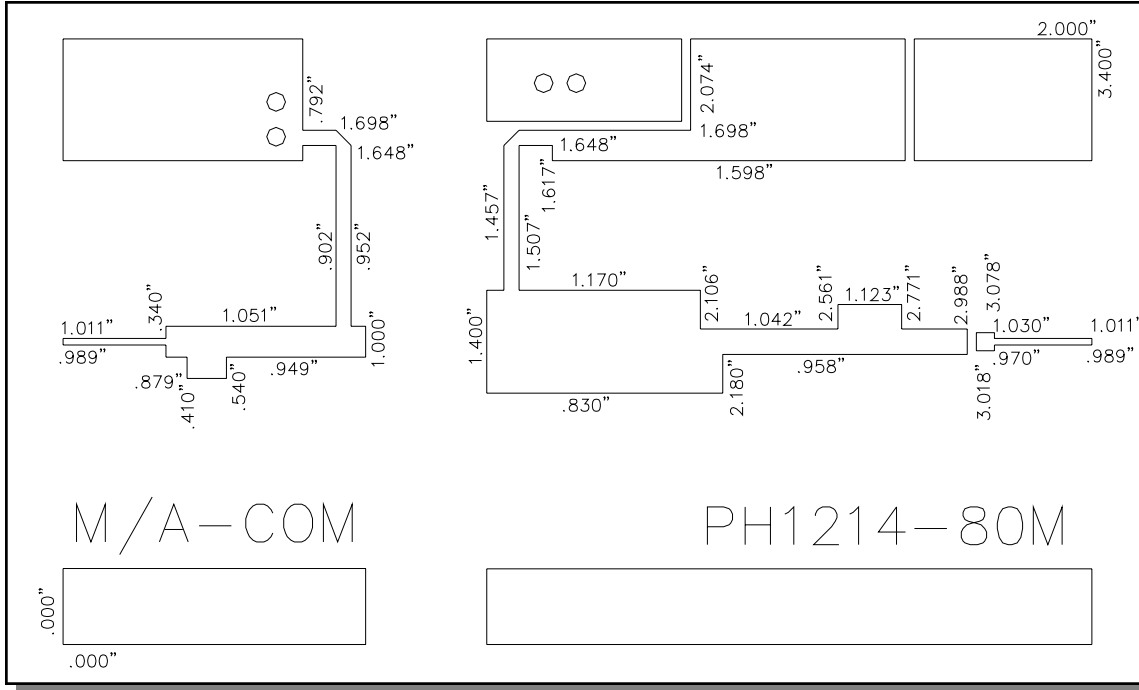
PH1214-80M



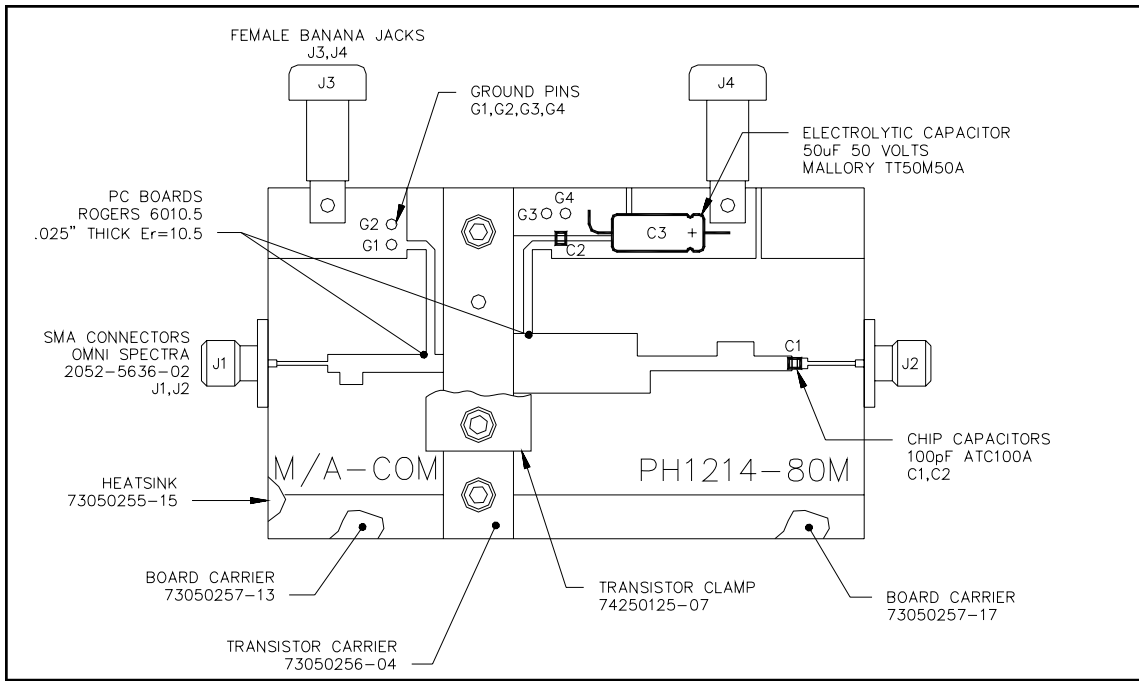
Radar Pulsed Power Transistor
80W, 1.2-1.4 GHz, 150µs Pulse, 10% Duty

M/A-COM Products
Released, 30 May 07

Test Fixture Circuit Dimensions



Test Fixture Assembly



ADVANCED: Data Sheets contain information regarding a product M/A-COM Technology Solutions is considering for development. Performance is based on target specifications, simulated results, and/or prototype measurements. Commitment to develop is not guaranteed.
PRELIMINARY: Data Sheets contain information regarding a product M/A-COM Technology Solutions has under development. Performance is based on engineering tests. Specifications are typical. Mechanical outline has been fixed. Engineering samples and/or test data may be available. Commitment to produce in volume is not guaranteed.

- **North America** Tel: 800.366.2266 / Fax: 978.366.2266
- **Europe** Tel: 44.1908.574.200 / Fax: 44.1908.574.300
- **Asia/Pacific** Tel: 81.44.844.8296 / Fax: 81.44.844.8298

Visit www.macomtech.com for additional data sheets and product information.

M/A-COM Technology Solutions Inc. and its affiliates reserve the right to make changes to the product(s) or information contained herein without notice.