

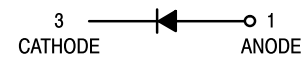
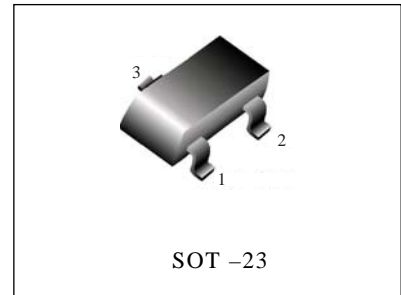
Schottky barrier diode

● **Applications**

Low current rectification

● **Features**

- 1) Small mold type. (SOT-23)
- 2) Low I_R
- 3) High reliability.



● **Construction**

Silicon epitaxial planar

- We declare that the material of product compliance with RoHS requirements.

● **Absolute maximum ratings** ($T_a = 25^\circ\text{C}$)

Parameter	Symbol	Limits	Unit
Reverse voltage (repetitive peak)	V_{RM}	40	V
Reverse voltage (DC)	V_R	20	V
Average rectified forward current (*1)	I_o	500	mA
Forward current surge peak (60Hz·1cyc) (*1)	I_{FSM}	3	A
Junction temperature	T_j	125	$^\circ\text{C}$
Storage temperature	T_{stg}	-40 to +125	$^\circ\text{C}$

(*1) Rating of per diode

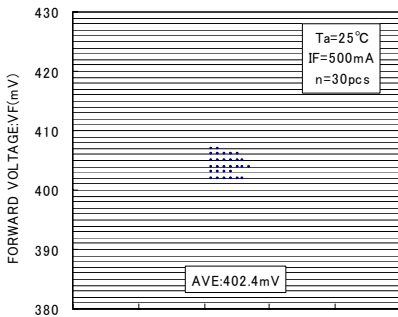
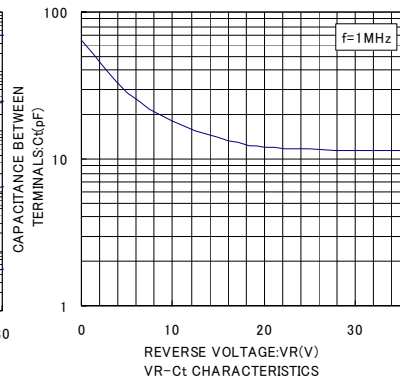
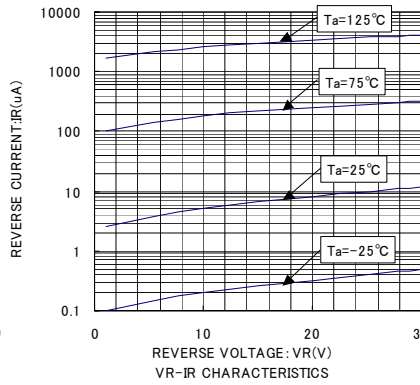
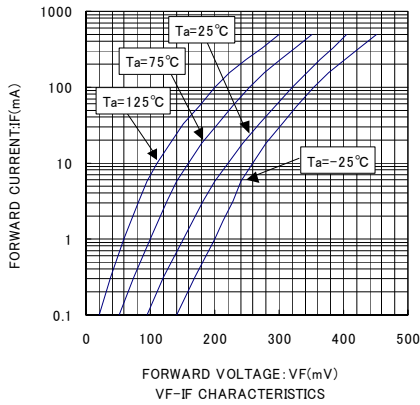
● **Electrical characteristics** ($T_a = 25^\circ\text{C}$)

Parameter	Symbol	Min.	Typ.	Max.	Unit	Conditions
Forward voltage	V_{F1}	-	-	0.50	V	$I_F=500\text{mA}$
	V_{F2}	-	-	0.30	V	$I_F=10\text{mA}$
Reverse current	I_{R1}	-	-	30	μA	$V_R=10\text{V}$
Capacitance between terminal	C_{t1}	-	20	-	pF	$V_R=10\text{V}$, $f=1\text{MHz}$

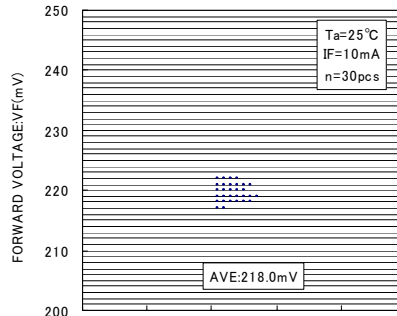
● **Device marking and ordering information**

Device	Marking	Shipping
FDR411	D3E	3000/Tape&Reel


Electrical characteristic curves (Ta = 25°C)



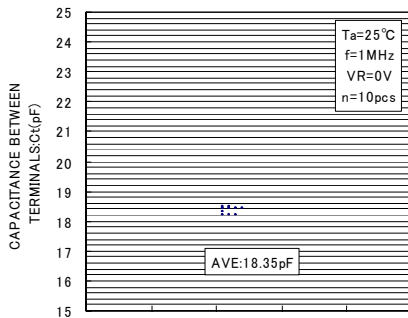
VF DISPERSION MAP



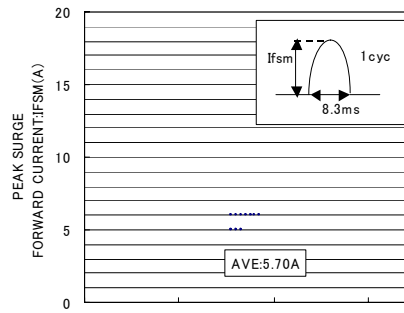
VF DISPERSION MAP



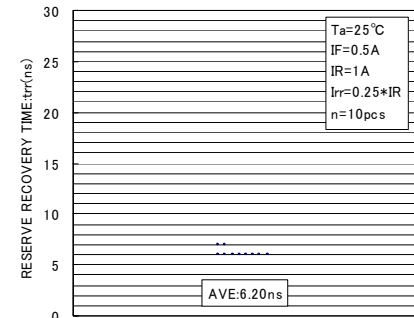
IR DISPERSION MAP



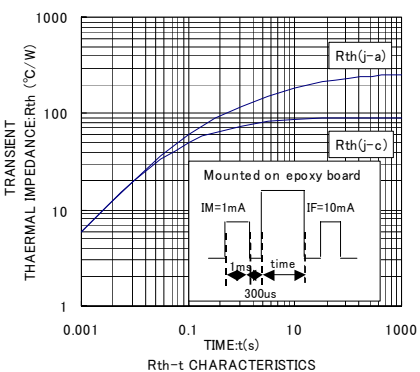
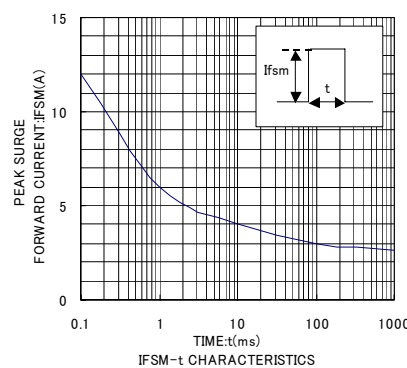
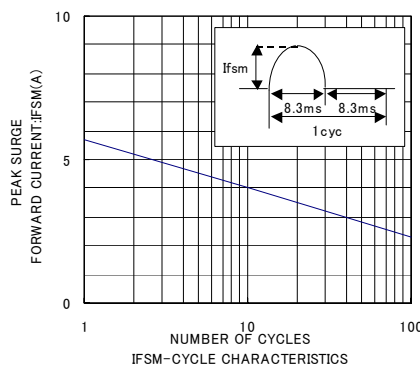
Ct DISPERSION MAP



IFSM DISERSION MAP

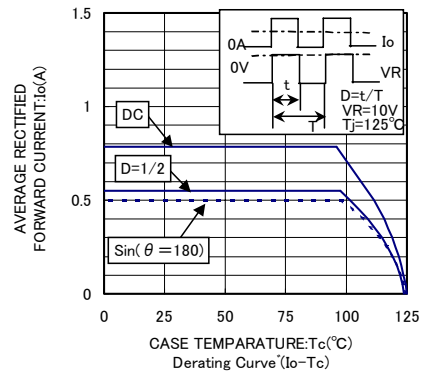
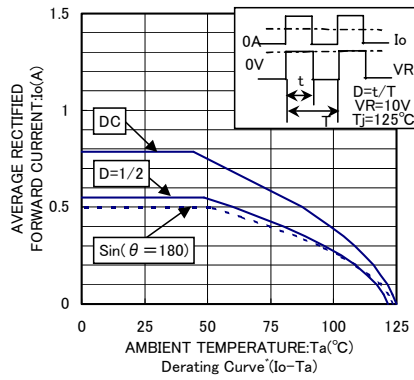
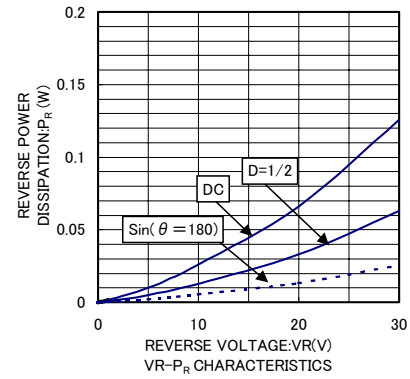
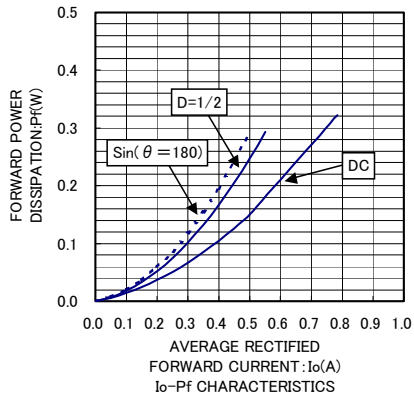


trr DISPERSION MAP





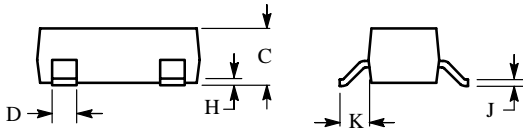
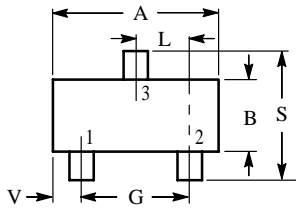
FDR411



SOT-23

NOTES:

1. DIMENSIONING AND TOLERANCING PER ANSI Y14.5M,1982
2. CONTROLLING DIMENSION: INCH.



DIM	INCHES		MILLIMETERS	
	MIN	MAX	MIN	MAX
A	0.1102	0.1197	2.80	3.04
B	0.0472	0.0551	1.20	1.40
C	0.0350	0.0440	0.89	1.11
D	0.0150	0.0200	0.37	0.50
G	0.0701	0.0807	1.78	2.04
H	0.0005	0.0040	0.013	0.100
J	0.0034	0.0070	0.085	0.177
K	0.0140	0.0285	0.35	0.69
L	0.0350	0.0401	0.89	1.02
S	0.0830	0.1039	2.10	2.64
V	0.0177	0.0236	0.45	0.60

- PIN 1 BASE
 2 EMITTER
 3 COLLECTOR

