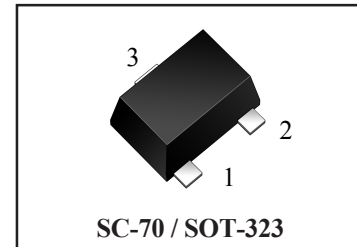


Switching Diodes

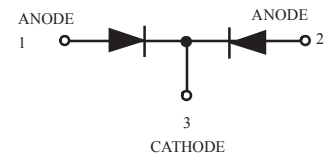
FEATURES

- Ultra high speed switching
- Suitable for high packing density layout.
- High reliability.



DEVICE MARKING AND ORDERING INFORMATION

Device	Marking	Shipping
FDS202UT1G	N	3000/Tape&Reel
FDS202UT3G	N	10000/Tape&Reel



MAXIMUM RATINGS (Each Diode)

Rating	Symbol	Value	Unit
Reverse Voltage	V_R	80	Vdc
Forward Current	I_o	100	mAdc
Peak Forward Surge Current	$I_{FM(surge)}$	300	mAdc
Forward voltage (If = 100mA)	V_F	1.2	V
Reverse current ($V_R = 70V$)	I_R	0.1	uA
Capacitance between terminals($f = 1MHz$)	C_T	3.5	pF
Reverse recovery time($V_R = 6V, I_F = 5 mA$)	T_{rr}	4	nS

ELECTRICAL CHARACTERISTIC CURVES

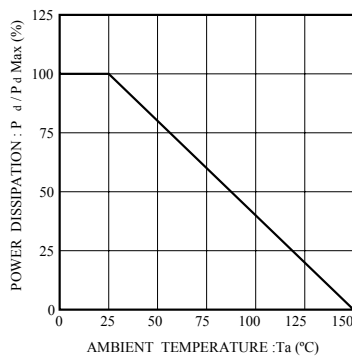


Fig 1 Power attenuation curve

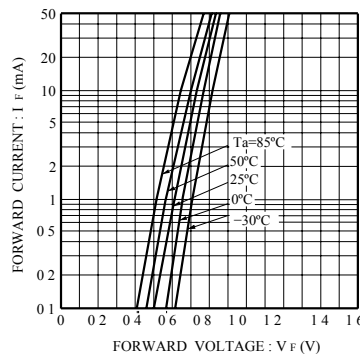


Fig.2 Forward characteristics (P Type)

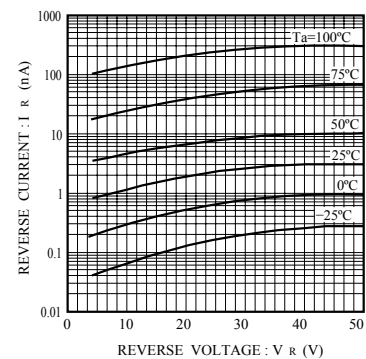


Fig.3 Reverse characteristics (P Type)

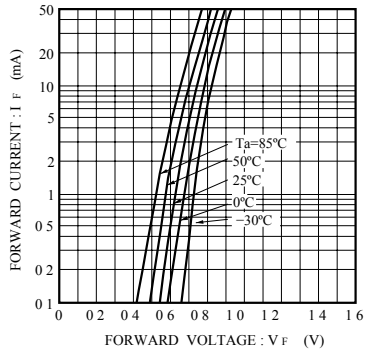


Fig.4 Forward characteristics (N Type)

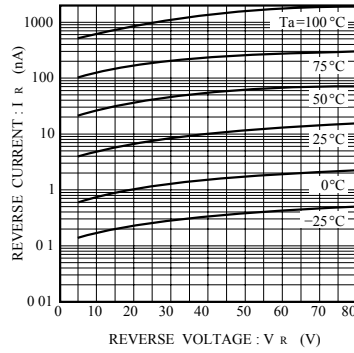


Fig.5 Reverse characteristics (N Type)

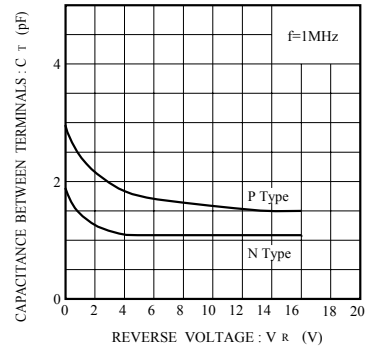


Fig.6 Capacitance between terminals characteristics

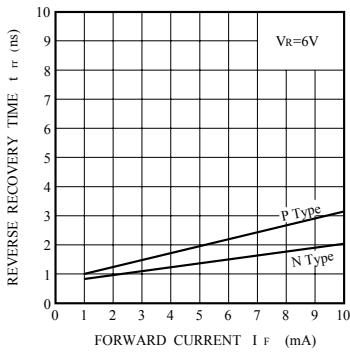


Fig.7 Reverse recovery time

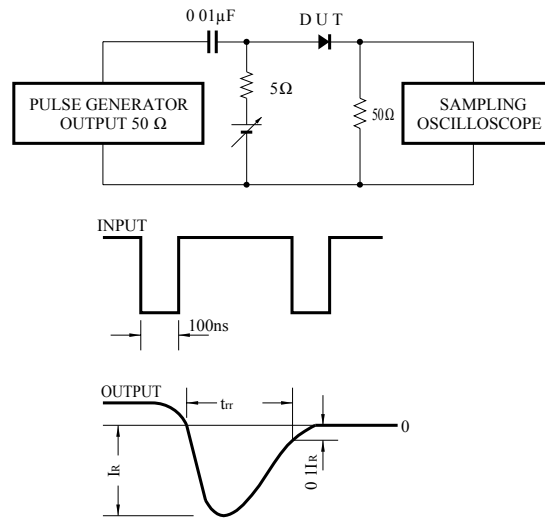
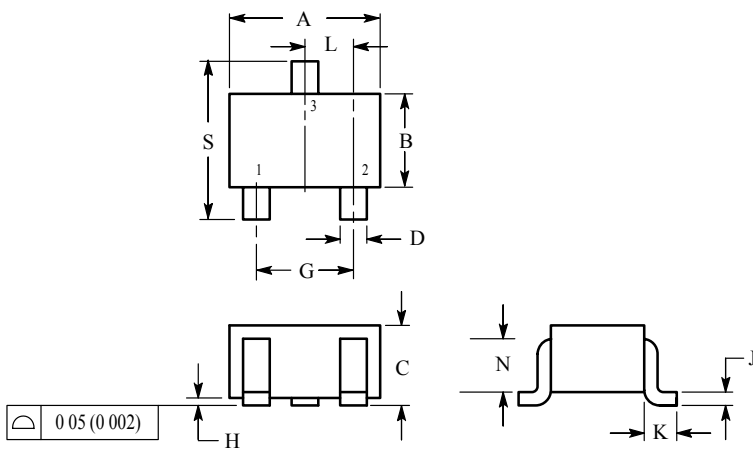


Fig.8 Reverse recovery time (t_{tr}) measurement circuit

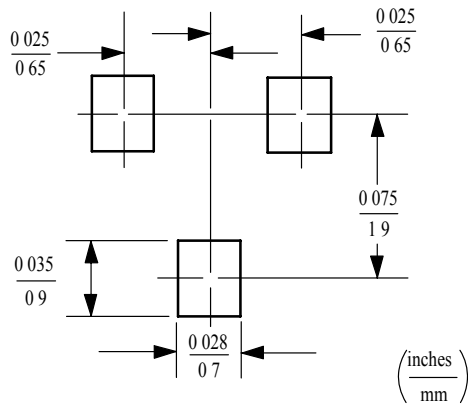
SC-70 / SOT-323

NOTES:

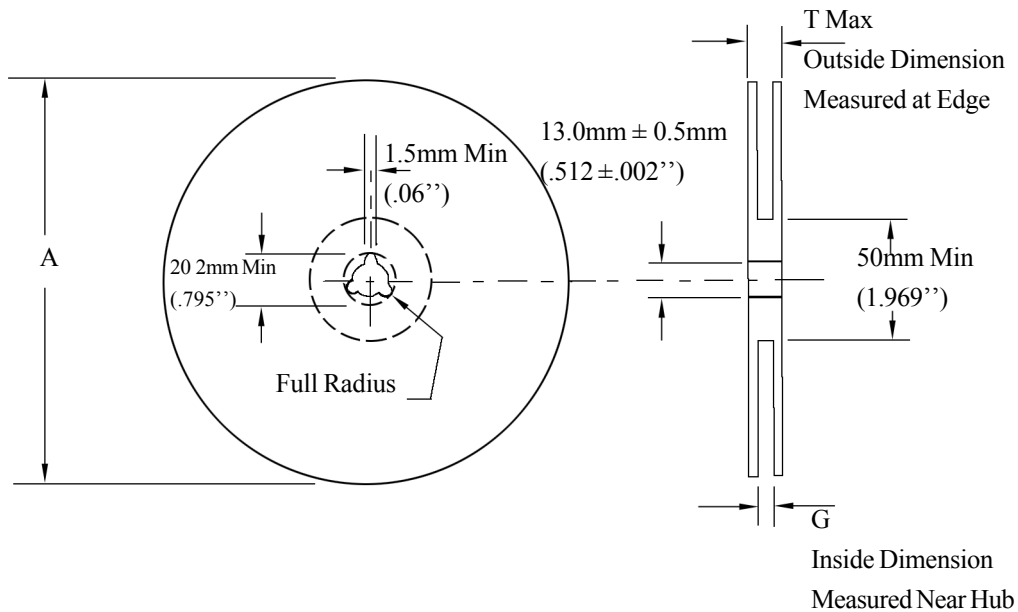
1. DIMENSIONING AND TOLERANCING PER ANSI Y14.5M, 1982.
2. CONTROLLING DIMENSION: INCH.



DIM	INCHES		MILLIMETERS	
	MIN	MAX	MIN	MAX
A	0.071	0.087	1.80	2.20
B	0.045	0.053	1.15	1.35
C	0.032	0.040	0.80	1.00
D	0.012	0.016	0.30	0.40
G	0.047	0.055	1.20	1.40
H	0.000	0.004	0.00	0.10
J	0.004	0.010	0.10	0.25
K	0.017 REF		0.425 REF	
L	0.026 BSC		0.650 BSC	
N	0.028 REF		0.700 REF	
S	0.079	0.095	2.00	2.40



EMBOSSED TAPE AND REEL DATA FOR DISCRETES



Size	A Max	G	T Max
8 mm	330mm (12.992")	8.4mm+1.5mm, -0.0 (.33"+.059", -0.00)	14.4mm (.56")

Reel Dimensions

Metric Dimensions Govern — English are in parentheses for reference only

Storage Conditions

Temperature: 5 to 40 Deg.C (20 to 30 Deg. C is preferred)

Humidity: 30 to 80 RH (40 to 60 is preferred)

Recommended Period: One year after manufacturing

(This recommended period is for the soldering condition only. The characteristics and reliabilities of the products are not restricted to this limitation)