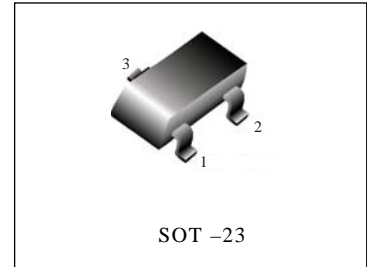


HIGH VOLTAGE SURFACE MOUNT SWITCHING DIODE

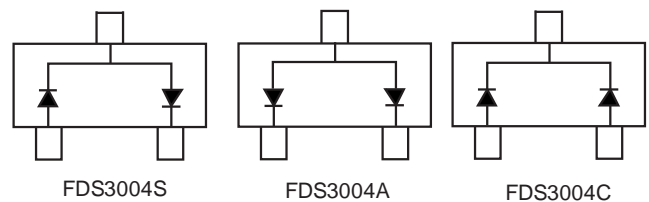
FEATURES

- Fast Switching Speed
- High Conductance
- High Reverse Breakdown Voltage Rating
- We declare that the material of product compliance with RoHS requirements.



Ordering Information

Device	Marking	Shipping
FDS3004S	KAE	3000/Tape&Reel
FDS3004A	KAD	3000/Tape&Reel
FDS3004C	KAC	3000/Tape&Reel



Maximum Ratings @ Ta=25°C unless otherwise specified

Characteristic	Symbol	Value	Unit
Repetitive Peak Reverse Voltage	VRRM	350	V
Working Peak Reverse Voltage	VRWM	300	V
DC Blocking Voltage	VR		V
RMS Reverse Voltage	VR(RMS)	212	V
Forward Continuous Current(Note 2)	IF	225	mA
Peak Repetitive Forward Current(Note 2)	IFRM	625	mA
Non-Repetitive Peak Forward Surge Current @ t=1.0μs @ t=1.0s	IFSM	4.0	A
		1.0	
Power Dissipation(Note 2)	Pd	350	mW
Thermal Resistance Junction to Ambient Air(Note 2)	ROJA	357	°C/W
Operating and Storage Temperature Range	Tj, TSTG	-65 to +150	°C

Electrical Characteristics @ Ta=25°C unless otherwise specified, per element

Characteristic	Symbol	Min	Typ	MAX	Unit	Test Condition
Reverse Breakdown Voltage(Note 1)	V(BR)R	350			V	IR=100μA
Forward Voltage(Note 1)	VF		0.78	0.87	V	IF=20mA
			0.93	1.0		IF=100mA
			1.03	1.25		IF=200mA
Reverse Current(Note 1)	IR		30	100	nA	VR=240V
			35	100	μA	VR=240V, Tj=150°C
Total Capacitance	CT		1.0	5.0	pF	VR=0V, f=1.0MHZ
Reverse Recovery Time	Trr			50	ns	IF=IR=30mA Irr=3.0mA, RL=100Ω

- Notes: 1. Short duration test pulse used to minimize self-heating effect.
2. Part mounted on FR-4 board with recommended pad layout.

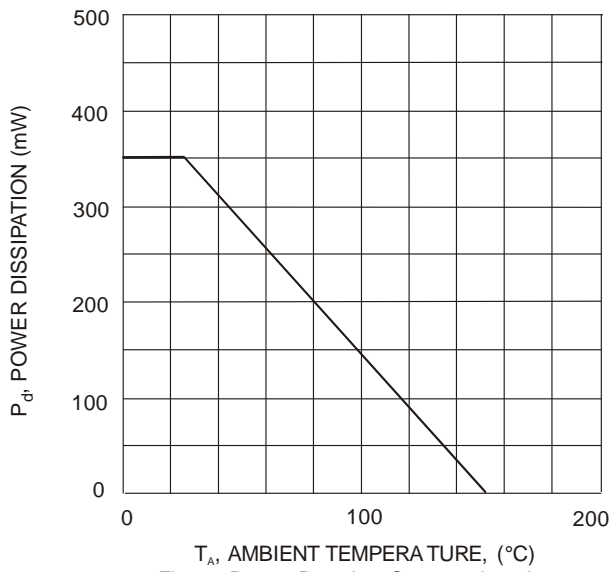


Fig. 1 Power Derating Curve, tat package

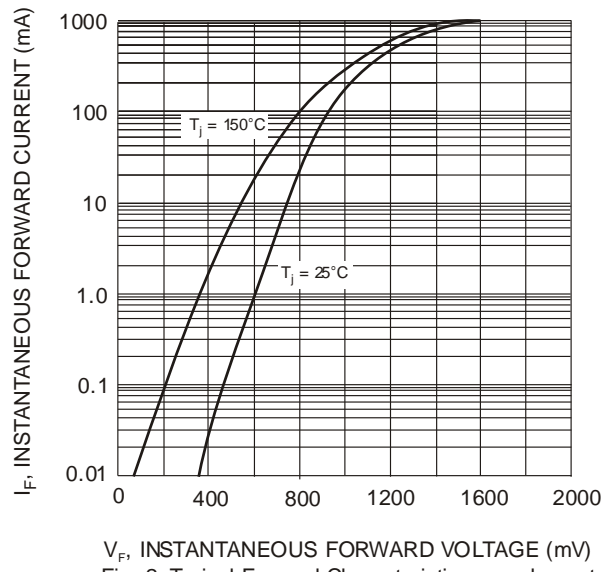


Fig. 2 Typical Forward Characteristics, per element

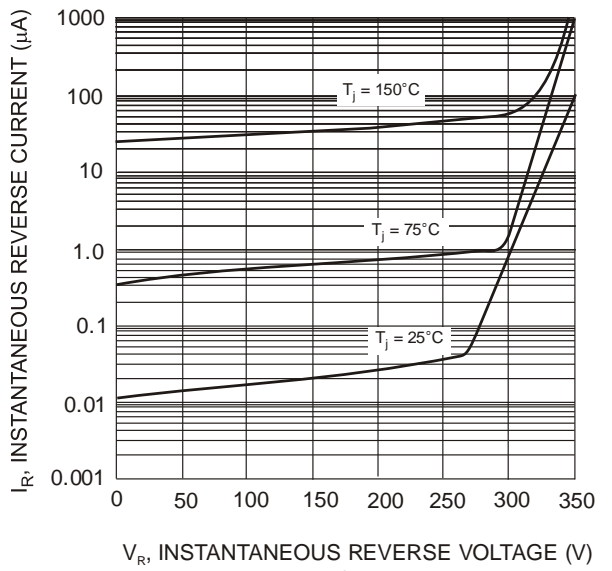


Fig. 3 Typical Reverse Characteristics, per element

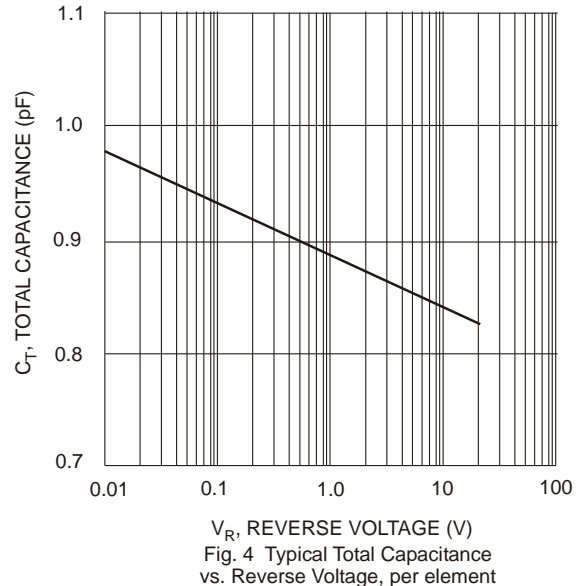
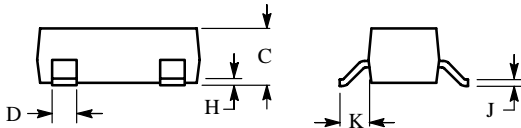
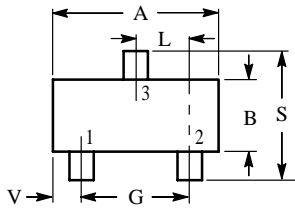


Fig. 4 Typical Total Capacitance vs. Reverse Voltage, per element

SOT-23

NOTES:

1. DIMENSIONING AND TOLERANCING PER ANSI Y14.5M,1982
2. CONTROLLING DIMENSION: INCH.



DIM	INCHES		MILLIMETERS	
	MIN	MAX	MIN	MAX
A	0.1102	0.1197	2.80	3.04
B	0.0472	0.0551	1.20	1.40
C	0.0350	0.0440	0.89	1.11
D	0.0150	0.0200	0.37	0.50
G	0.0701	0.0807	1.78	2.04
H	0.0005	0.0040	0.013	0.100
J	0.0034	0.0070	0.085	0.177
K	0.0140	0.0285	0.35	0.69
L	0.0350	0.0401	0.89	1.02
S	0.0830	0.1039	2.10	2.64
V	0.0177	0.0236	0.45	0.60

