

Silicon PNP Power Transistor

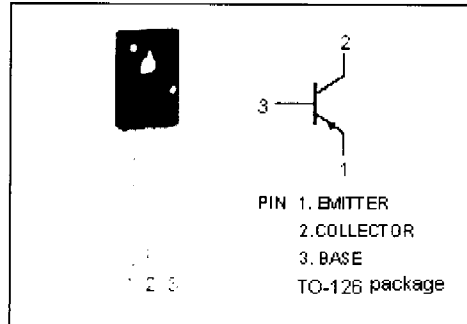
2SA1021

DESCRIPTION

- High Collector-Emitter Breakdown Voltage-
 $V_{(BR)CEO} = -150V$ (Min)
- Complement to Type 2SC2481


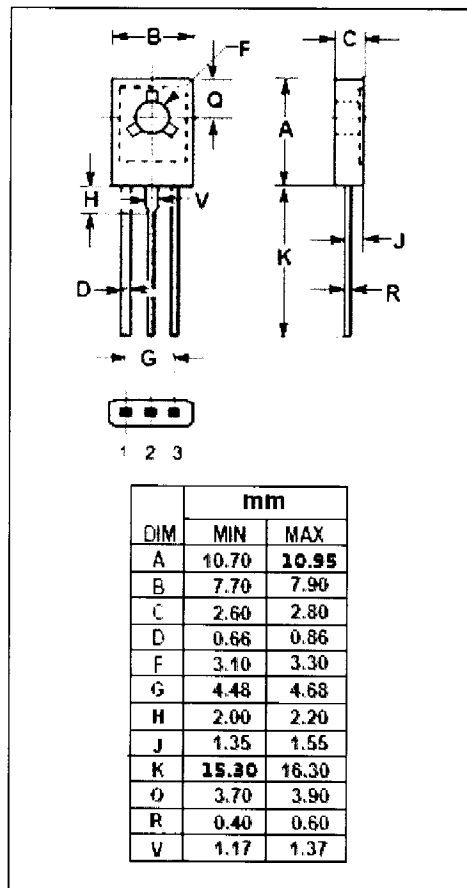
APPLICATIONS

- Color TV vertical deflection output applications.
- Color TV class B sound output applications.



ABSOLUTE MAXIMUM RATINGS(Ta=25°C)

SYMBOL	PARAMETER	VALUE	UNIT
V_{CBO}	Collector-Base Voltage	-150	V
V_{CEO}	Collector-Emitter Voltage	-150	V
V_{EBO}	Emitter-Base Voltage	-6	V
I_C	Collector Current-Continuous	-1.5	A
I_B	Base Current-Continuous	-1.0	A
P_C	Collector Power Dissipation @ $T_a=25^\circ C$	1.2	W
	Total Power Dissipation @ $T_C=25^\circ C$	20	
T_J	Junction Temperature	150	°C
T_{stg}	Storage Temperature Range	-55~150	°C



NJ Semi-Conductors reserves the right to change test conditions, parameter limits and package dimensions without notice. Information furnished by NJ Semi-Conductors is believed to be both accurate and reliable at the time of going to press. However, NJ Semi-Conductors assumes no responsibility for any errors or omissions discovered in its use. NJ Semi-Conductors encourages customers to verify that datasheets are current before placing orders.

Silicon PNP Power Transistor

2SA1021

ELECTRICAL CHARACTERISTICS

$T_C=25^\circ\text{C}$ unless otherwise specified

SYMBOL	PARAMETER	CONDITIONS	MIN	TYP.	MAX	UNIT
$V_{(BR)CEO}$	Collector-Emitter Breakdown Voltage	$I_C = -10\text{mA}; I_B = 0$	-150			V
$V_{CE(sat)}$	Collector-Emitter Saturation Voltage	$I_C = -500\text{mA}; I_B = -50\text{mA}$			-1.5	V
$V_{BE(on)}$	Base-Emitter On Voltage	$I_C = -5\text{mA}; V_{CE} = -5\text{V}$			-0.8	V
I_{CBO}	Collector Cutoff Current	$V_{CB} = -150\text{V}; I_E = 0$			-1.0	μA
I_{EBO}	Emitter Cutoff Current	$V_{EB} = -6\text{V}; I_C = 0$			-1.0	μA
h_{FE}	DC Current Gain	$I_C = -200\text{mA}; V_{CE} = -5\text{V}$	60		320	
f_T	Current-Gain—Bandwidth Product	$I_C = -200\text{mA}; V_{CE} = -5\text{V}$	15	50		MHz
C_{OB}	Output Capacitance	$I_E = 0; V_{CB} = -10\text{V}; f = 1.0\text{MHz}$			35	pF

◆ h_{FE} Classifications

R	O	Y
60-120	100-200	160-320