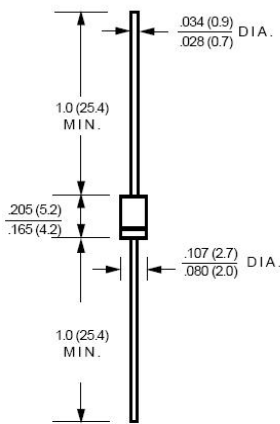


Schottky Barrier Rectifiers



DO-41

Dimensions in inches and (millimeters)



Features

- Guardring for overvoltage protection
- Very small conduction losses
- Low forward voltage drop
- Component in accordance to RoHS 2002/95/EC

Mechanical Data

- Cases: DO-41
- Case Material: Molded Plastic. UL Flammability Classification Rating 94V-0
- Terminals: Lead free Plating (Tin Finish)
Solderable per MIL-STD-202, Method 208
- Polarity: Cathode Band
- Weight: 0.318 grams (approximate)

PRIMARY CHARACTERISTICS	
I_F	2 A
V_{RRM}	40V
I_{FSM}	50 A
V_F	0.50V
T_J max	125°C

Order Information	Top Marking
<p> B X X X X X → Assembly Material Blank : G : Halogen and Lead Free Device Type S : DO-41 </p> <p> Peak Current 2: 2A </p> <p> Voltage 40: 40V </p>	<p> AXE YW B240S XX </p> <p> W : 01~26(A~Z) 27~52(a~z) Year : A = 2010 </p> <p> Assembly Material Blank : G : Halogen and Lead Free Device </p> <p> ID code : Internal S : B240S </p>

MAXIMUM RATINGS (TA=25°C unless otherwise noted)			
PARAMETER	SYMBOL	B240S	UNIT
Maximum repetitive peak reverse voltage	V_{RRM}	40	
Maximum RMS voltage	V_{RMS}	28	
Maximum DC blocking voltage	V_{DC}	40	
Maximum average forward rectified current	I_F	2.0	A
Peak forward surge current, 8.3ms single half sine-wave superimposed on rated load	I_{FSM}	50.0	A
Maximum Instantaneous Forward Voltage @ 2.0A	V_F	0.50	
Maximum DC Reverse Current @ TA=25°C at Rated DC Blocking Voltage @ TA=100°C	I_R	0.5 10.0	mA
Typical Junction Capacitance	C_J	150	pF
Typical Thermal Resistance	$R_{\theta JA}$	60	°C/W
Operating Temperature Range	T_J	-55 to +125	°C
Storage Temperature Range	T_{STG}	-55 to +150	°C

FIG. 1-TYPICAL FORWARD CURRENT DERATING CURVE

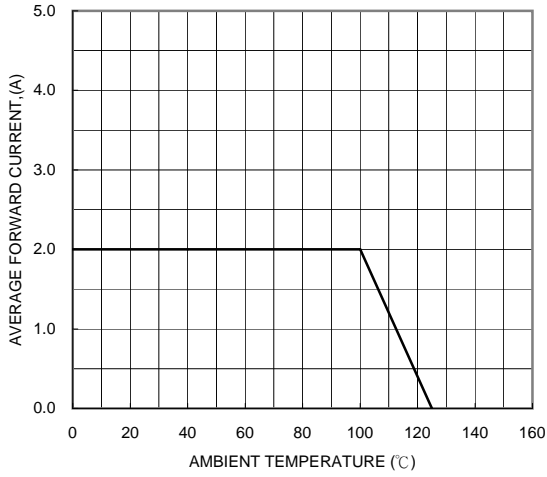


FIG. 2-TYPICAL FORWARD CHARACTERISTICS

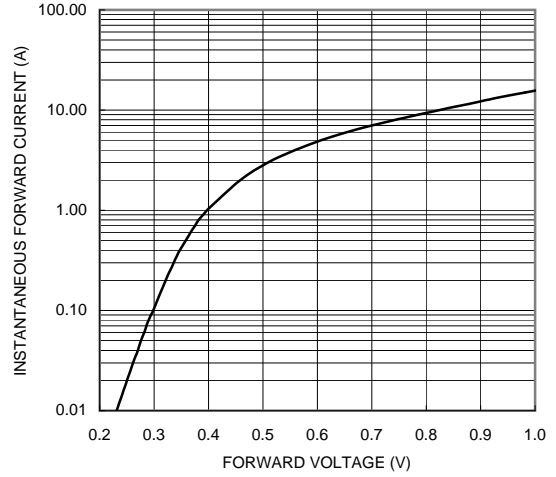


FIG. 3-MAXIMUM NON-REPETITIVE FORWARD SURGE CURRENT

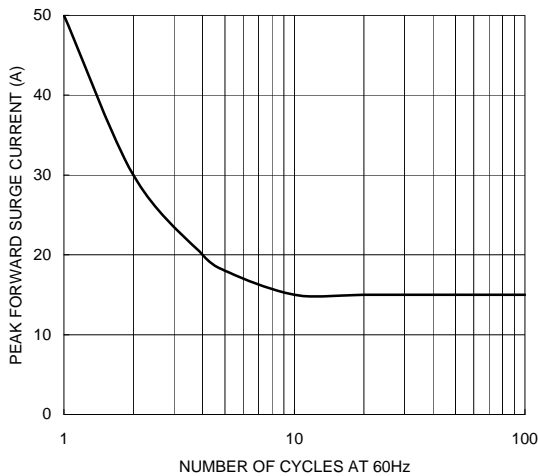


FIG. 4-TYPICAL REVERSE CHARACTERISTICS

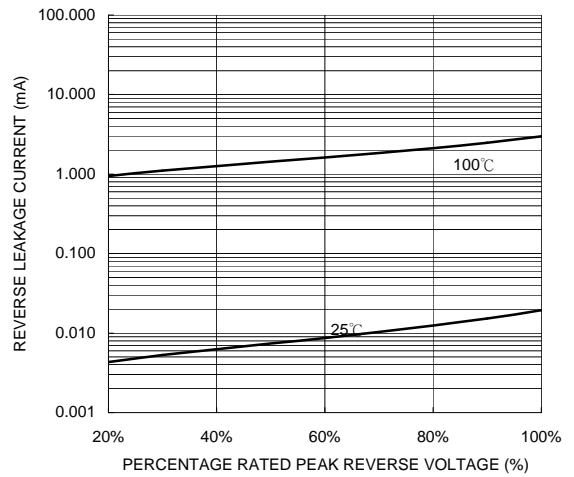


FIG. 5-TYPICAL JUNCTION CAPACITANCE

