

2SK2779

External dimensions 1 FM20

Absolute Maximum Ratings (Ta = 25°C)

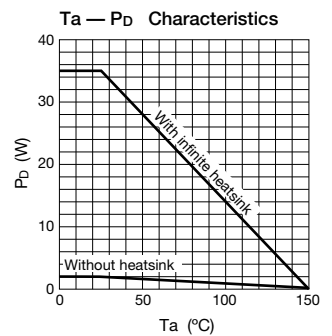
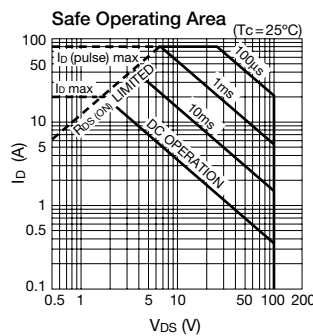
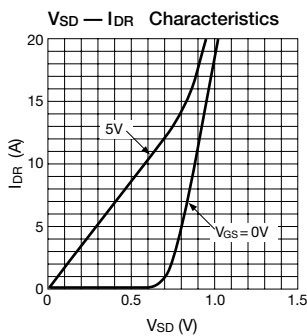
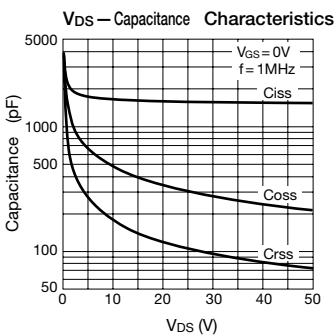
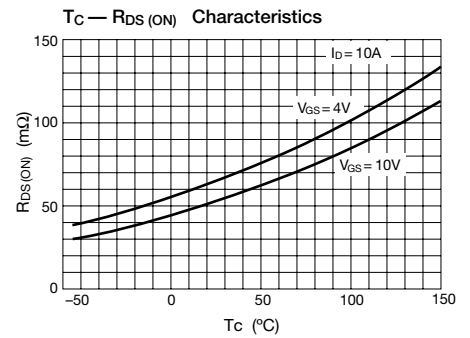
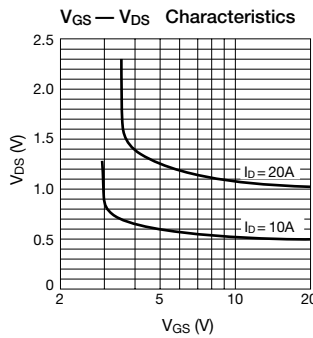
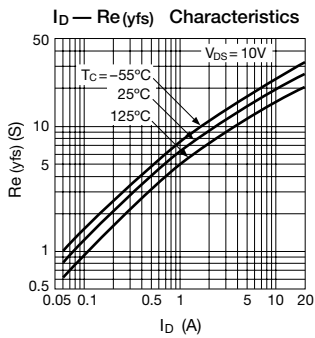
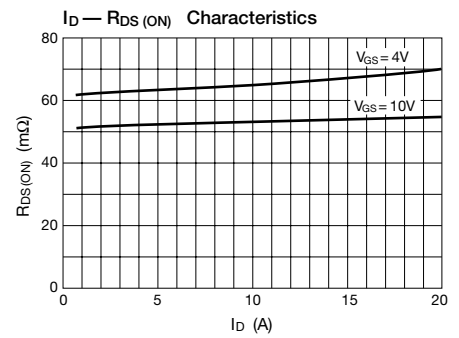
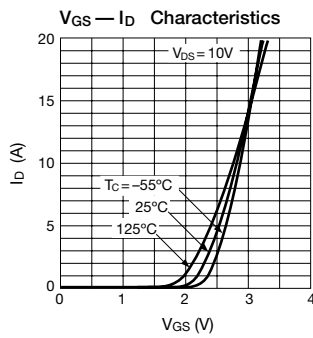
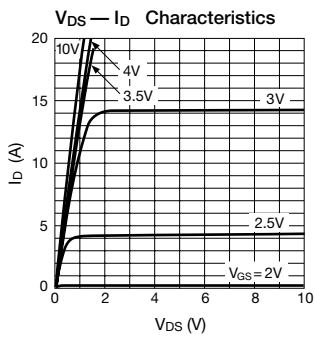
Symbol	Ratings	Unit
V _{DSS}	100	V
V _{GSS}	±20	V
I _D	±20	A
I _D (pulse) *1	±80	A
P _D	35 (Tc = 25°C)	W
E _{AS} *2	200	mJ
I _{AS}	20	A
T _{ch}	150	°C
T _{stg}	-55 to +150	°C

*1: $PW \leq 100\mu s$, duty cycle $\leq 1\%$

*2: $V_{DD} = 25V$, $L = 750\mu H$, $I_L = 20A$, unclamped, $R_G = 50\Omega$, See Figure 1 on Page 5.

Electrical Characteristics (Ta = 25°C)

Symbol	Ratings			Unit	Conditions
	min	typ	max		
V _(BR) DSS	100			V	I _D = 100μA, V _{GS} = 0V
I _{GSS}			±100	nA	V _{GS} = ±20V
I _{DSS}			100	μA	V _{DS} = 100V, V _{GS} = 0V
V _{TH}	1.0		2.0	V	V _{DS} = 10V, I _D = 250μA
Re (yfs)	12	20		S	V _{DS} = 10V, I _D = 10A
R _{DS} (on)		60	80	mΩ	V _{GS} = 10V, I _D = 10A
		75	95	mΩ	V _{GS} = 4V, I _D = 10A
C _{iss}		1630		pF	V _{DS} = 10V, f = 1.0MHz, V _{GS} = 0V
C _{oss}		480		pF	
C _{rss}		180		pF	
t _d (on)		20		ns	I _D = 10A, V _{DD} = 50V, R _L = 5Ω, V _{GS} = 10V, See Figure 2 on Page 5.
t _r		90		ns	
t _d (off)		120		ns	
t _f		55		ns	
V _S D		1.0	1.5	V	I _S D = 20A, V _{GS} = 0V



This datasheet has been downloaded from:

www.EEworld.com.cn

Free Download

Daily Updated Database

100% Free Datasheet Search Site

100% Free IC Replacement Search Site

Convenient Electronic Dictionary

Fast Search System

www.EEworld.com.cn