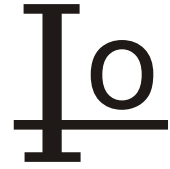
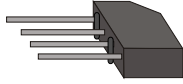


# KBP3005 THRU KBP310



SINGLE PHASE 3.0 AMP BRIDGE RECTIFIERS



## FEATURES

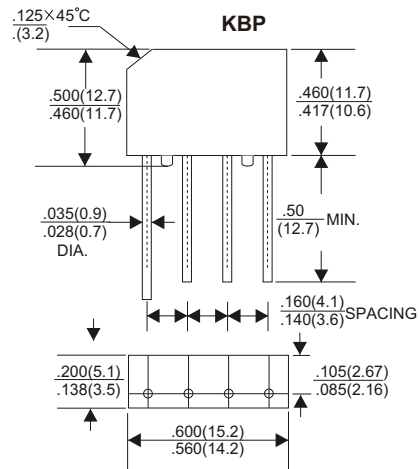
- \* Ideal for printed circuit board
- \* Low forward voltage
- \* Low leakage current
- \* Polarity: marked on body
- \* Mounting position: Any
- \* Weight: 2.11 grams
- \* Lead Free Finish/RoHS Compliant

## VOLTAGE RANGE

50 to 1000 Volts

## CURRENT

3.0 Ampere



Dimensions in inches and (millimeters)

## MAXIMUM RATINGS AND ELECTRICAL CHARACTERISTICS

Rating 25°C ambient temperature unless otherwise specified.  
Single phase half wave, 60Hz, resistive or inductive load.  
For capacitive load, derate current by 20%.

TYPE NUMBER	KBP3005	KBP301	KBP302	KBP304	KBP306	KBP308	KBP310	UNITS	
Maximum Recurrent Peak Reverse Voltage	50	100	200	400	600	800	1000	V	
Maximum RMS Voltage	35	70	140	280	420	560	700	V	
Maximum DC Blocking Voltage	50	100	200	400	600	800	1000	V	
Maximum Average Forward Rectified Current									
.375"(9.5mm) Lead Length at Ta=50°C								3.0	A
Peak Forward Surge Current, 8.3 ms single half sine-wave superimposed on rated load (JEDEC method)								80	A
Maximum Forward Voltage Drop per Bridge Element at 1.5A D.C.								1.0	V
Maximum DC Reverse Current Ta=25°C								10	uA
at Rated DC Blocking Voltage Ta=100°C								500	uA
Operating Temperature Range, Tj								-65 — +125	°C
Storage Temperature Range, TSTG								-65 — +150	°C

## RATING AND CHARACTERISTIC CURVES (KBP3005 THRU KBP310)

FIG.1-TYPICAL FORWARD CURRENT DERATING CURVE

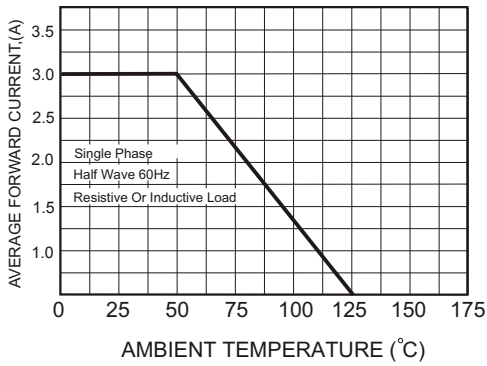


FIG.2-MAXIMUM NON-REPETITIVE FORWARD SURGE CURRENT

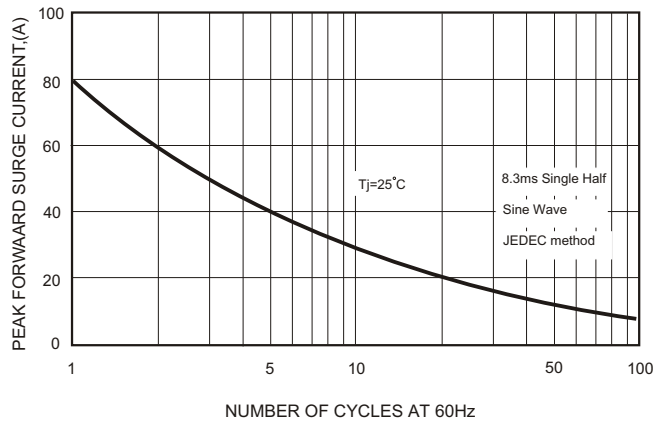


FIG.3-TYPICAL FORWARD CHARACTERISTICS

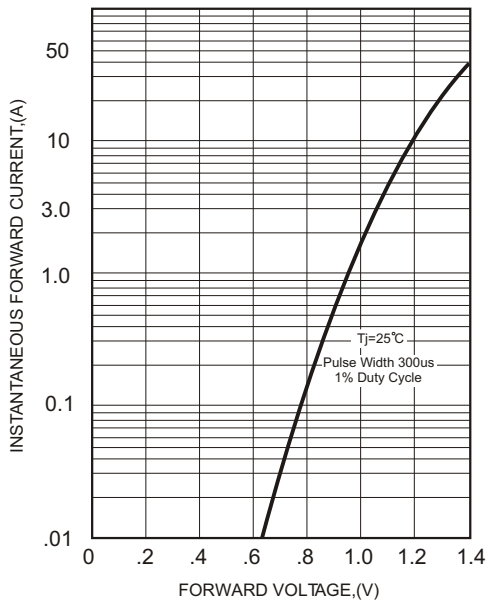


FIG.4-TYPICAL REVERSE CHARACTERISTICS

