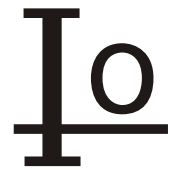


# SK32 THRU SK310

3.0 AMP SURFACE MOUNT SCHOTTKY BARRIER RECTIFIERS



## FEATURES

- \* Ideal for surface mount applications
- \* Easy pick and place
- \* Built-in strain relief
- \* Low forward voltage drop

## MECHANICAL DATA

- \* Case: Molded plastic
- \* Epoxy: UL 94V-0 rate flame retardant
- \* Metallurgically bonded construction
- \* Polarity: Color band denotes cathode end
- \* Mounting position: Any
- \* Weight: 0.1066 grams
- \* Lead Free Finish/RoHS Compliant

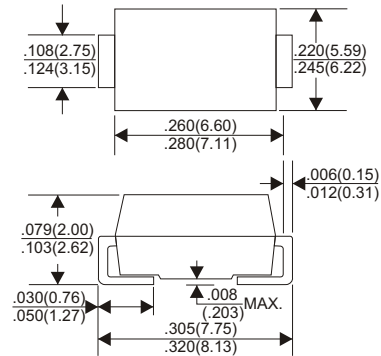
## VOLTAGE RANGE

20 to 100 Volts

## CURRENT

3.0 Ampere

### DO-214AB(SMC)



Dimensions in inches and (millimeters)

## MAXIMUM RATINGS AND ELECTRICAL CHARACTERISTICS

Rating 25°C ambient temperature unless otherwise specified.  
Single phase half wave, 60Hz, resistive or inductive load.  
For capacitive load, derate current by 20%.

TYPE NUMBER	SK32	SK33	SK34	SK35	SK36	SK38	SK310	UNITS
Maximum Recurrent Peak Reverse Voltage	20	30	40	50	60	80	100	V
Maximum RMS Voltage	14	21	28	35	42	56	70	V
Maximum DC Blocking Voltage	20	30	40	50	60	80	100	V
Maximum Average Forward Rectified Current	3.0							A
Peak Forward Surge Current, 8.3 ms single half sine-wave superimposed on rated load (JEDEC method)	100							A
Maximum Instantaneous Forward Voltage at 3.0A	0.55		0.70		0.85			V
Maximum DC Reverse Current Ta=25°C	500							uA
at Rated DC Blocking Voltage Ta=100°C	20							mA
Typical Junction Capacitance (Note1)	300				250			pF
Typical Thermal Resistance R JA (Note 2)	20				10			°C/W
Operating Temperature Range Tj	-65 — +125				-65 — +150			°C
Storage Temperature Range TSTG	-65 — +150							°C

### NOTES:

1. Measured at 1MHz and applied reverse voltage of 4.0V D.C.
2. Thermal Resistance Junction to Ambient.

# RATING AND CHARACTERISTIC CURVES (SK32 THRU SK310)

FIG.1-TYPICAL FORWARD CHARACTERISTICS

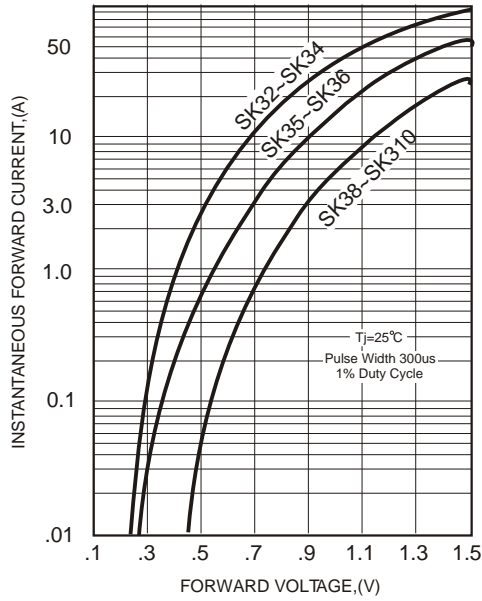


FIG.2-TYPICAL FORWARD CURRENT DERATING CURVE

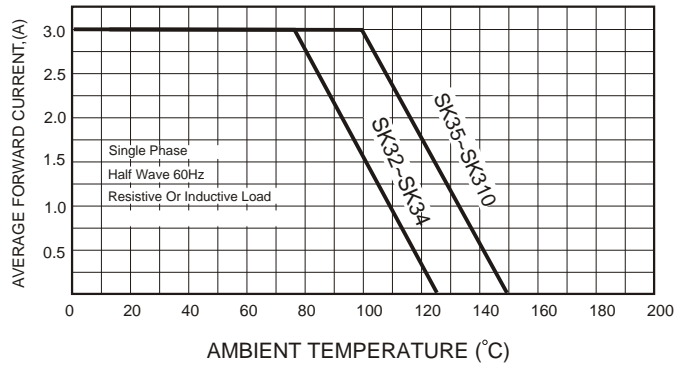


FIG.4-MAXIMUM NON-REPETITIVE FORWARD SURGE CURRENT

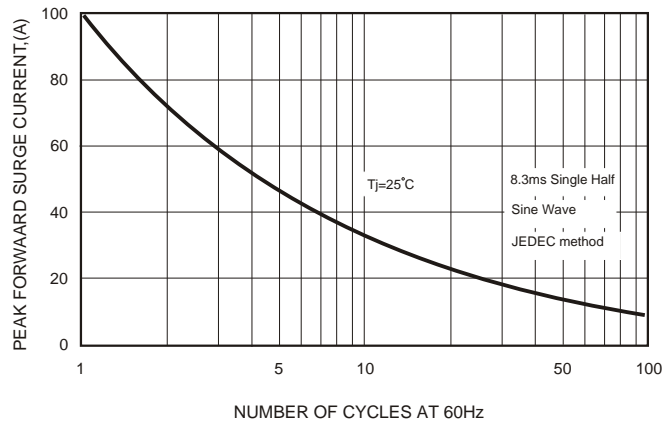


FIG.3 - TYPICAL REVERSE CHARACTERISTICS

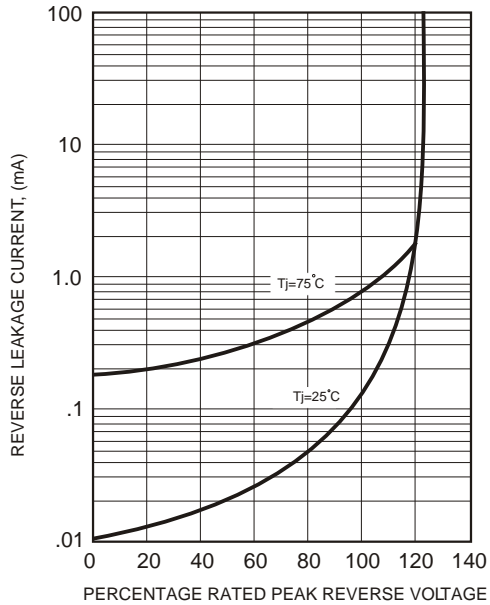


FIG.5-TYPICAL JUNCTION CAPACITANCE

