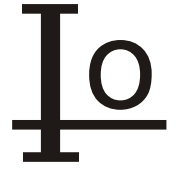


SR1045V

LOW VF SCHOTTKY RECTIFIER

Reverse Voltage-45Volts
Forward Current-10Amperes

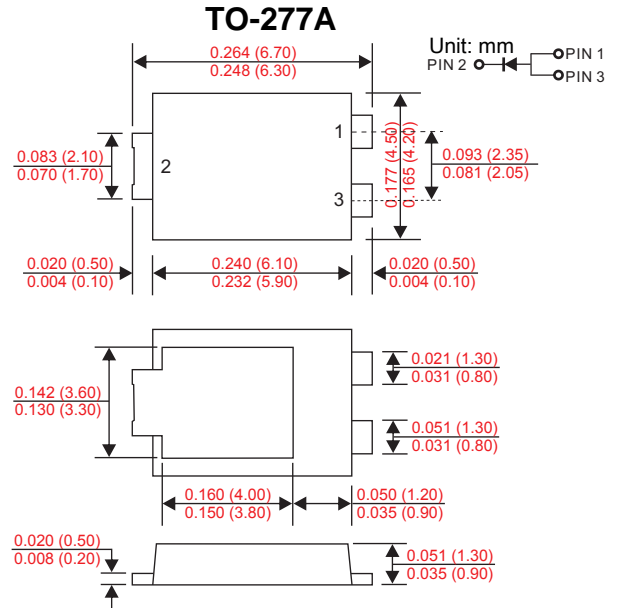


FEATURES

- Low Forward Voltage Drop.
- Reliable High Temperature Operation
- Softest, fast switching capability.
- 150°C Operating Junction Temperature
- Plastic package has UL flammability classification 94V-0

MECHANICAL DATA

- Case: Molded Plastic TO-277A
- Polarity: Symbols molded or marked on body
- Mounting position : Any
- Lead Free: Finish / RoHS Compliant



Dimensions in inches and (millimeters)

MAXIMUM RATINGS AND ELECTRICAL CHARACTERISTICS

Ratings at 25°C ambient temperature unless otherwise specified.

Parameter	Symbol	SR1045V	UNIT	
Peak Repetitive Reverse Voltage	VRRM			
Working Peak Reverse Voltage	VRWM	45	V	
DC Blocking Voltage	VR			
Maximum RMS Voltage	VRMS	32	V	
Forward Rectified Current	I (AV)	10	A	
Non-Repetitive Peak Surge Current (Surge applied at rate load conditions halfwave, single phase, 60Hz)	IFSM	275	A	
Maximum forward voltage	IF=10A	T _J = 25°C	0.47	V
		T _J = 125°C	0.42	
Maximum DC Reverse Current @TC=25°C	IR	0.5	MA	
at Rated DC Blocking Voltage @TC=125°C		100		
Typical Thermal Resistance	RθJC	60	°C/W	
Operating Temperature Range	T _J	-55to+150	°C	
Storage Temperature Range	T _{STG}	-55to+150	°C	

RATING AND CHARACTERISTIC CUEVES (SR1045V)

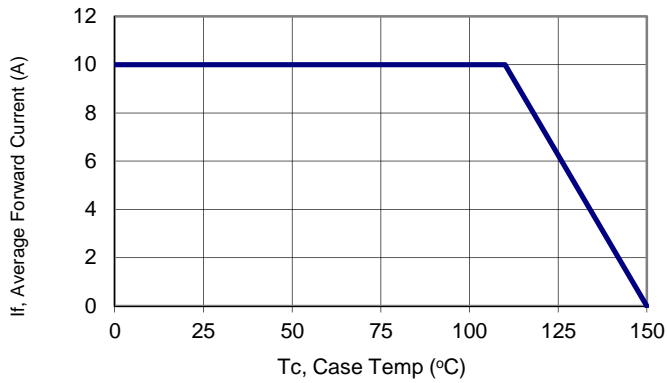


Figure 1: Current Derating, Case

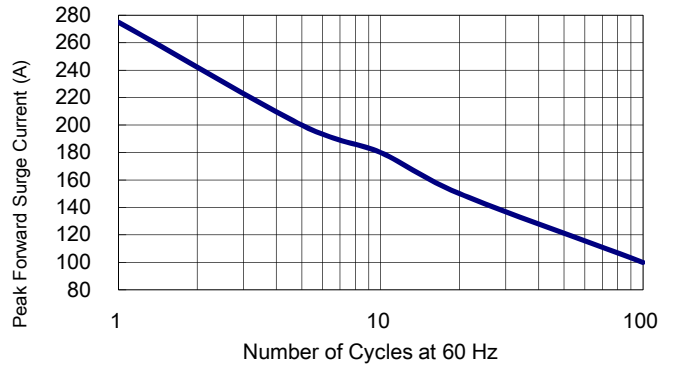


Figure 2: Maximum Repetitive Surge Current

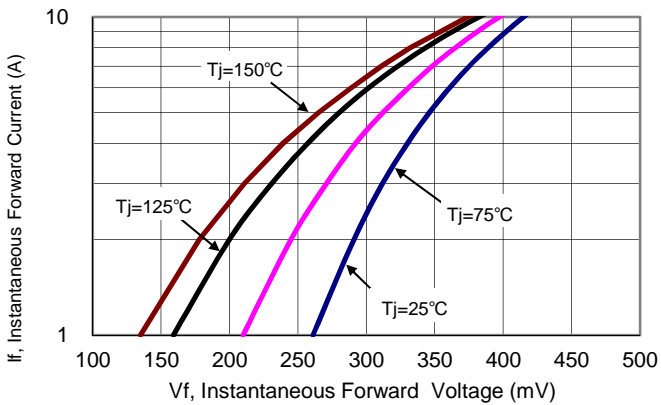


Figure 3: Typical Reverse Current

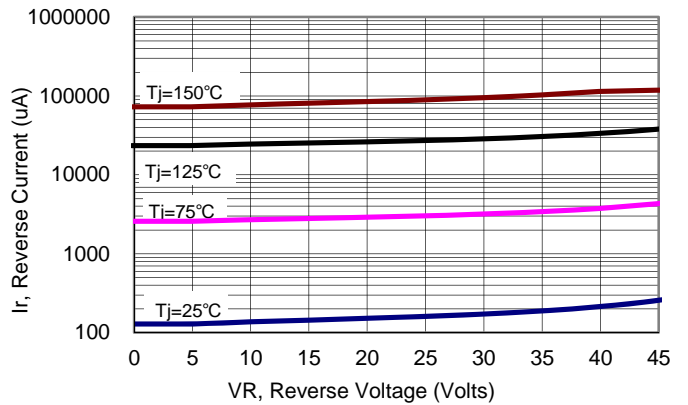


Figure 4: Typical Forward Voltage