



CHENMKO ENTERPRISE CO.,LTD

BAW56TGP

SURFACE MOUNT SWITCHING DIODE

VOLTAGE 85 Volts CURRENT 0.15 Ampere


Halogens free devices

APPLICATION
* Ultra high speed switching

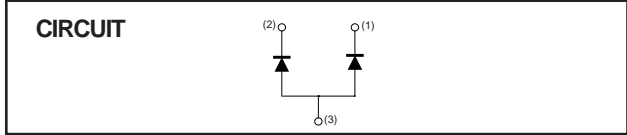
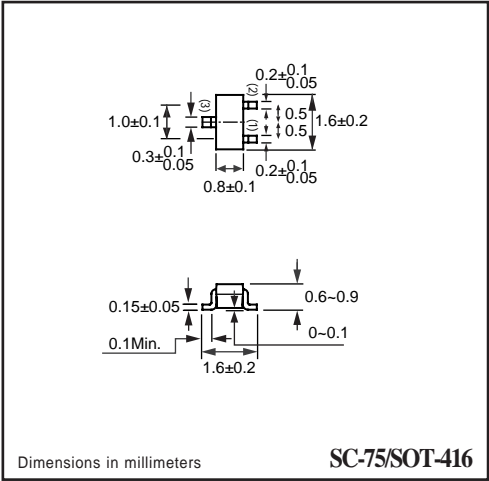
FEATURE
* Small surface mounting type. (SC-75/SOT-416)
* High speed. ($T_{RR}=1.5nSec$ Typ.)
* Suitable for high packing density.
* Maximum total power dissipation is 225mW.
* Peak forward current is 450mA.

CONSTRUCTION
* Silicon epitaxial planar

MARKING
* TD



SC-75/SOT-416



MAXIMUM RATINGS (At $T_A = 25^\circ C$ unless otherwise noted)

RATINGS	SYMBOL	BAW56TGP	UNITS
Maximum Recurrent Peak Reverse Voltage	V_{RRM}	85	Volts
Maximum RMS Voltage	V_{RMS}	60	Volts
Maximum DC Blocking Voltage	V_{DC}	70	Volts
Maximum Average Forward Rectified Current	I_o	0.15	Amps
Peak Forward Surge Current at 1uSec.	I_{FSM}	4.0	Amps
Typical Junction Capacitance between Terminal (Note 1)	C_J	2.0	pF
Maximum Reverse Recovery Time (Note 2)	T_{RR}	4.0	nSec
Maximum Operating Temperature Range	T_J	+150	$^\circ C$
Storage Temperature Range	T_{STG}	-55 to +150	$^\circ C$

ELECTRICAL CHARACTERISTICS (At $T_A = 25^\circ C$ unless otherwise noted)

CHARACTERISTICS	SYMBOL	BAW56TGP	UNITS
Maximum Instantaneous Forward Voltage at $I_F = 150mA$	V_F	1.25	Volts
Maximum Average Reverse Current at $V_R = 75V$	I_R	1.0	uAmps

NOTES : 1. Measured at 1.0 MHz and applied reverse voltage of 0 volts.
 2. Measured at applied forward current of 10mA and reverse voltage of 10.0 volts.
 3. ESD sensitive product handling required.

RATING CHARACTERISTIC CURVES (BAW56TGP)

FIG. 1 - TYPICAL FORWARD CURRENT DERATING CURVE

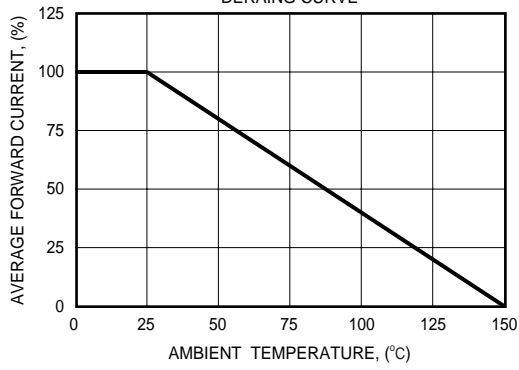


FIG. 2 - FORWARD CHARACTERISTICS

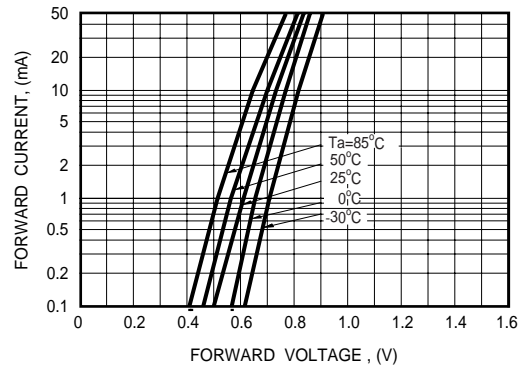


FIG. 3 - REVERSE CHARACTERISTICS

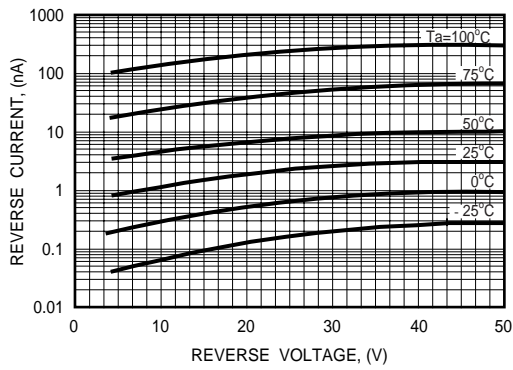


FIG. 4 - TYPICAL JUNCTION CAPACITANCE

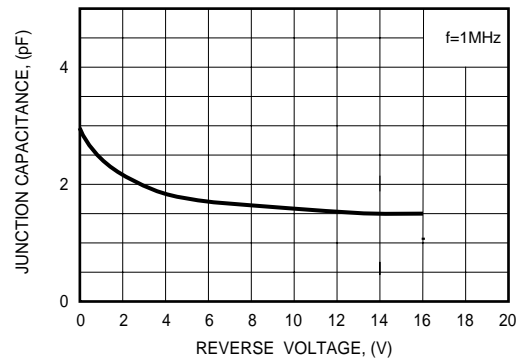


FIG. 5 - REVERSE RECOVERY TIME

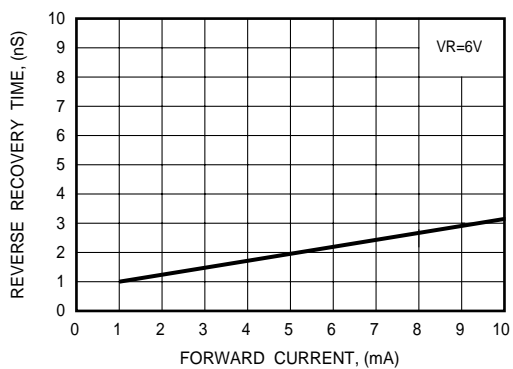


FIG. 6 - REVERSE RECOVERY TIME MEASUREMENT CIRCUIT

