



# CHENMKO ENTERPRISE CO.,LTD

**CH661DGP**

## SURFACE MOUNT

SCHOTTKY BARRIER DIODE

VOLTAGE 60 Volts CURRENT 0.5 Ampere

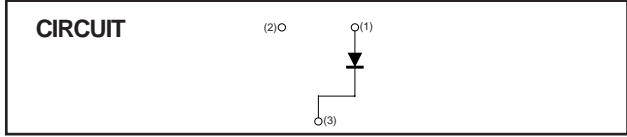
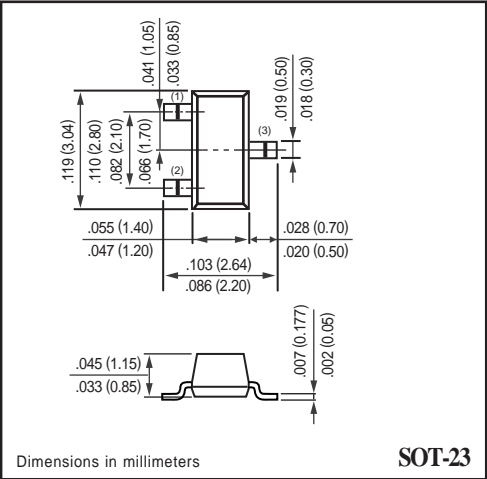

Halogens free devices

**APPLICATION**  
\* High frequency rectification for switching power supply

**FEATURE**  
\* Small surface mounting type. (SOT-23)  
\* Low IR. (IR=20uA Typ.)  
\* High reliability

**CONSTRUCTION**  
\* Silicon epitaxial planar

**MARKING**  
\* LV1



**MAXIMUM RATINGS** ( At TA = 25°C unless otherwise noted )

RATINGS	SYMBOL	CH661DGP	UNITS
Maximum Recurrent Peak Reverse Voltage	VRRM	60	Volts
Maximum RMS Voltage	VRMS	42	Volts
Maximum DC Blocking Voltage	VDC	50	Volts
Maximum Average Forward Rectified Current	Io	0.5	Amps
Peak Forward Surge Current at 8.3 mSec single half sine-wave	IFSM	3.0	Amps
Typical Junction Capacitance between Terminal (Note 1)	CJ	20	pF
Maximum Operating Temperature Range	TJ	+125	°C
Storage Temperature Range	TSTG	-40 to +125	°C

**ELECTRICAL CHARACTERISTICS** ( At TA = 25°C unless otherwise noted )

CHARACTERISTICS	SYMBOL	CH661DGP	UNITS
Maximum Instantaneous Forward Voltage at IF= 0.5A	VF	0.63	Volts
Maximum Average Reverse Current at VR(1)= 45V	IR(1)	40	uAmps
Maximum Average Reverse Current at VR(2)= 10V	IR(2)	30	uAmps

NOTES : 1. Measured at 1.0 MHz and applied reverse voltage of 10.0 volts.  
2. ESD sensitive product handling required.

## RATING CHARACTERISTIC CURVES ( CH661DGP )

FIG. 1 - FORWARD CHARACTERISTICS

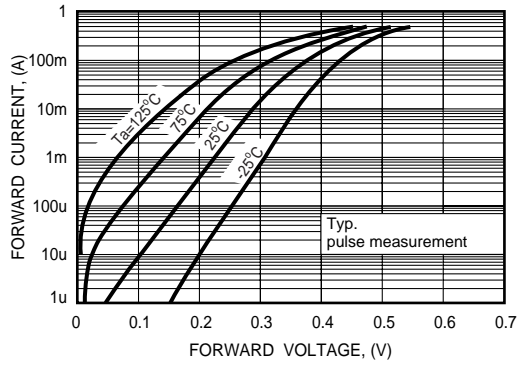


FIG. 2 - REVERSE CHARACTERISTICS

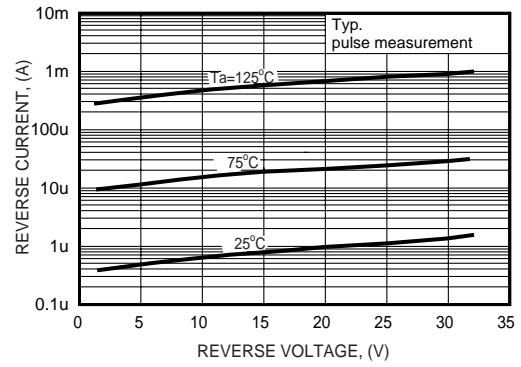


FIG. 3 - TYPICAL JUNCTION CAPACITANCE

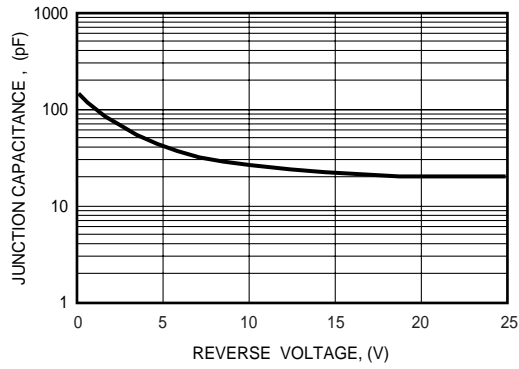


FIG. 4 - FORWARD POWER DISSIPATION CHARACTERISTICS

