



**CHENMKO ENTERPRISE CO.,LTD**

*Halogens free devices*

**SURFACE MOUNT**

**SCHOTTKY BARRIER DIODE**

**VOLTAGE 40 Volts CURRENT 1 Ampere**

**CH651L-40GP**

**APPLICATION**

\* For low-loss, fast-recovery, meter protection, bias isolation and clamping applications

**FEATURE**

\* Small surface mounting type. (SC-76/SOD-323)  
 \* Low VF. (VF=0.52V Max.)  
 \* Medium current Schottky rectifier diode

**CONSTRUCTION**

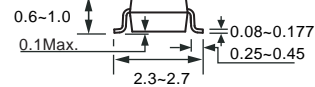
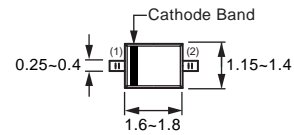
\* Silicon epitaxial planar

**MARKING**

\* JX



**SC-76/SOD-323**



Dimensions in millimeters

**SC-76/SOD-323**

**CIRCUIT**



**MAXIMUM RATINGS** ( At TA = 25°C unless otherwise noted )

RATINGS	SYMBOL	CH651L-40GP	UNITS
Maximum Recurrent Peak Reverse Voltage	VRRM	40	Volts
Maximum RMS Voltage	VRMS	28	Volts
Maximum DC Blocking Voltage	VDC	40	Volts
Maximum Average Forward Rectified Current	IO	1.0	Amps
Peak Forward Surge Current 8.3 ms single half sine-wave superimposed on rated load (JEDEC method)	IFSM	20	Amps
Typical Junction Capacitance (Note 2)	CJ	110	pF
Typical Thermal Resistance (Note 1)	R θ JL	310	°C / W
Operating and Storage Temperature Range	TJ,TSTG	-65 to +150	°C

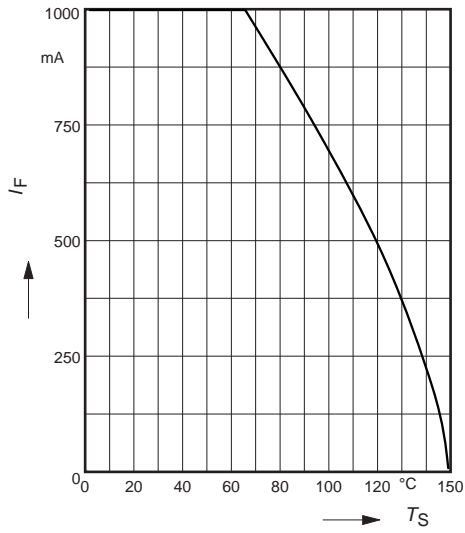
**ELECTRICAL CHARACTERISTICS** ( At TA = 25°C unless otherwise noted )

CHARACTERISTICS		CH651L-40GP	UNITS
Maximum Instantaneous Forward Voltage at IF=0.7A	VF	0.52	Volts
Maximum Average Reverse Current at VR=40V	@ TA = 25°C	0.2	mAmps
	@ TA = 100°C	30	mAmps

NOTES : 1. Thermal Resistance ( Junction to Lead ) : PC Board Mounted on 0.2 X 0.2" ( 5 X 5mm ) copper pad area.  
 2. Measured at 1.0 MHz and applied reverse voltage of 4.0 volts.

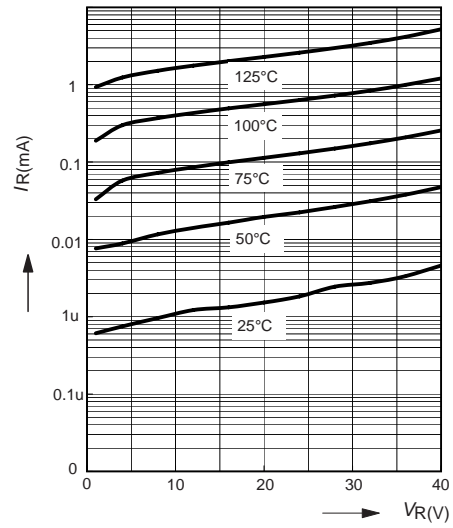
## RATING CHARACTERISTIC CURVES ( CH651L-40GP)

**Forward current  $I_F = f(T_S)$**



**Reverse current  $I_R = f(V_R)$**

$T_A = \text{Parameter}$



**Forward current  $I_F = f(V_F)$**

$T_A = \text{parameter}$

