



# CHENMKO ENTERPRISE CO.,LTD

**CH450FGP**

## SURFACE MOUNT

SCHOTTKY BARRIER DIODE

VOLTAGE 45 Volts CURRENT 0.1 Ampere

Halogens free devices

### APPLICATION

\* Low power rectification

### FEATURE

- \* Small surface mounting type. (SC-70/SOT-323)
- \* Low IR. (IR=80nA Typ.)
- \* High reliability

### CONSTRUCTION

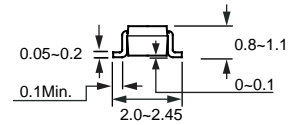
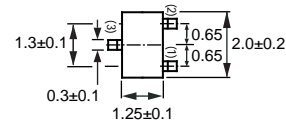
\* Silicon epitaxial planar

### MARKING

\* 3B



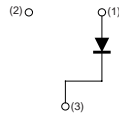
SC-70/SOT-323



Dimensions in millimeters

SC-70/SOT-323

### CIRCUIT



### MAXIMUM RATINGS ( At TA = 25°C unless otherwise noted )

RATINGS	SYMBOL	CH450FGP	UNITS
Maximum Recurrent Peak Reverse Voltage	VRRM	45	Volts
Maximum RMS Voltage	V <sub>RMS</sub>	32	Volts
Maximum DC Blocking Voltage	V <sub>DC</sub>	40	Volts
Maximum Average Forward Rectified Current	I <sub>O</sub>	0.1	Amps
Peak Forward Surge Current at 8.3 mSec single half sine-wave	I <sub>FSM</sub>	1.0	Amps
Typical Junction Capacitance between Terminal (Note 1)	C <sub>J</sub>	6	pF
Maximum Operating Temperature Range	T <sub>J</sub>	+125	°C
Storage Temperature Range	T <sub>STG</sub>	-40 to +125	°C

### ELECTRICAL CHARACTERISTICS ( At TA = 25°C unless otherwise noted )

CHARACTERISTICS	SYMBOL	CH450FGP	UNITS
Maximum Instantaneous Forward Voltage at I <sub>F</sub> = 10mA	V <sub>F</sub>	0.45	Volts
Maximum Average Reverse Current at V <sub>R</sub> = 10V	I <sub>R</sub>	1.0	uAmps

NOTES : 1. Measured at 1.0 MHz and applied reverse voltage of 10.0 volts.  
2. ESD sensitive product handling required.

## RATING CHARACTERISTIC CURVES ( CH450FGP )

FIG. 1 - FORWARD CHARACTERISTICS

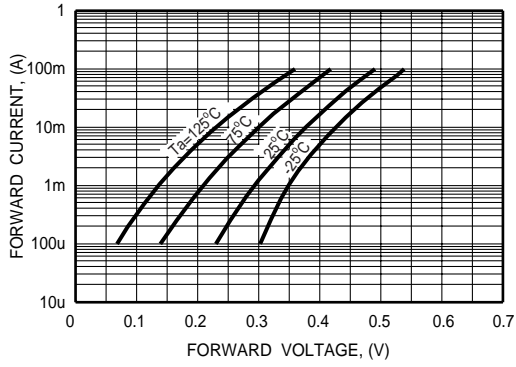


FIG. 2 - REVERSE CHARACTERISTICS

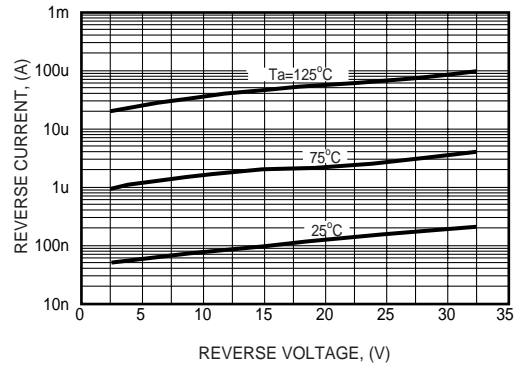


FIG. 3 - TYPICAL JUNCTION CAPACITANCE

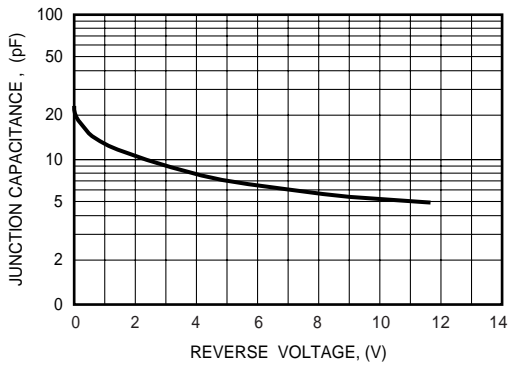


FIG. 4 - TYPICAL FORWARD CURRENT DERATING CURVE

