



CHENMKO ENTERPRISE CO.,LTD

CH420DGP

SURFACE MOUNT

SCHOTTKY BARRIER DIODE

VOLTAGE 40 Volts CURRENT 0.1 Ampere

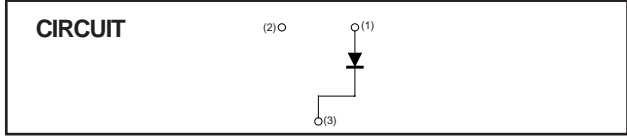
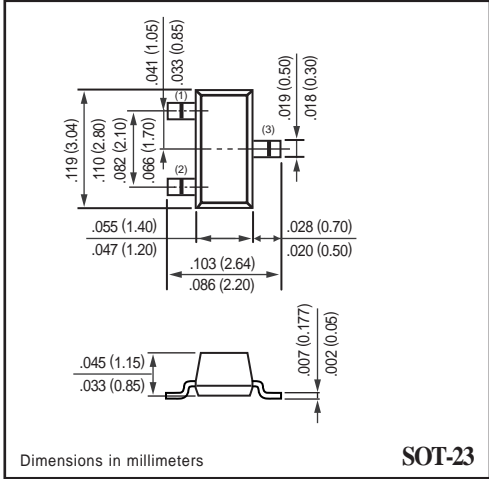

Halogens free devices

APPLICATION
* Low power rectification

FEATURE
* Small surface mounting type. (SOT-23)
* Low IR. (IR=50nA Typ.)
* High reliability

CONSTRUCTION
* Silicon epitaxial planar

MARKING
* LV3



MAXIMUM RATINGS (At $T_A = 25^{\circ}\text{C}$ unless otherwise noted)

RATINGS	SYMBOL	CH420DGP	UNITS
Maximum Recurrent Peak Reverse Voltage	VRRM	40	Volts
Maximum RMS Voltage	V _{RMS}	28	Volts
Maximum DC Blocking Voltage	V _{DC}	40	Volts
Maximum Average Forward Rectified Current	I _O	0.1	Amps
Peak Forward Surge Current at 8.3 mSec single half sine-wave	I _{FSM}	1.0	Amps
Typical Junction Capacitance between Terminal (Note 1)	C _J	6.0	pF
Maximum Operating Temperature Range	T _J	+125	°C
Storage Temperature Range	T _{STG}	-40 to +125	°C

ELECTRICAL CHARACTERISTICS (At $T_A = 25^{\circ}\text{C}$ unless otherwise noted)

CHARACTERISTICS	SYMBOL	CH420DGP	UNITS
Maximum Instantaneous Forward Voltage at I _F = 10mA	V _F	0.45	Volts
Maximum Average Reverse Current at V _R = 10V	I _R	1.0	uAmps

NOTES : 1. Measured at 1.0 MHz and applied reverse voltage of 10.0 volts.
2. ESD sensitive product handling required.

RATING CHARACTERISTIC CURVES (CH420DGP)

FIG. 1 - FORWARD CHARACTERISTICS

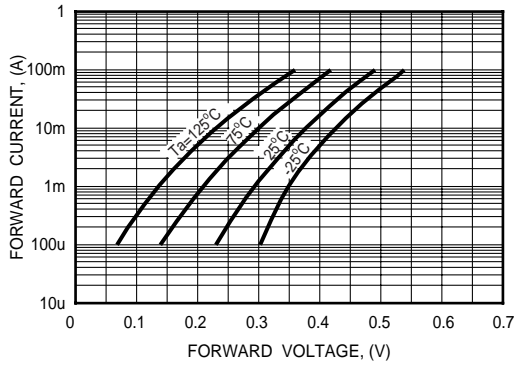


FIG. 2 - REVERSE CHARACTERISTICS

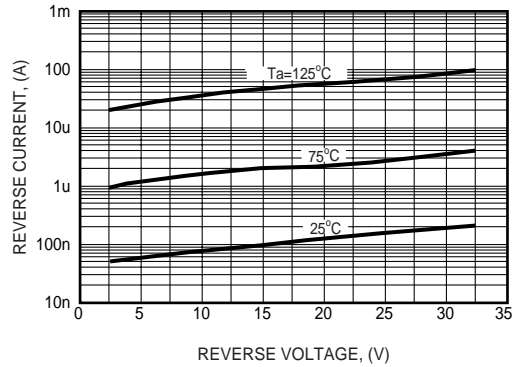


FIG. 3 - TYPICAL JUNCTION CAPACITANCE

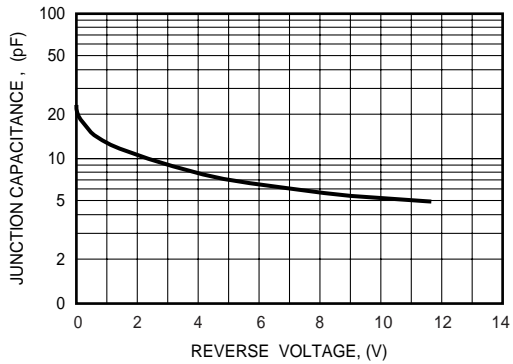


FIG. 4 - FORWARD POWER DISSIPATION CHARACTERISTICS

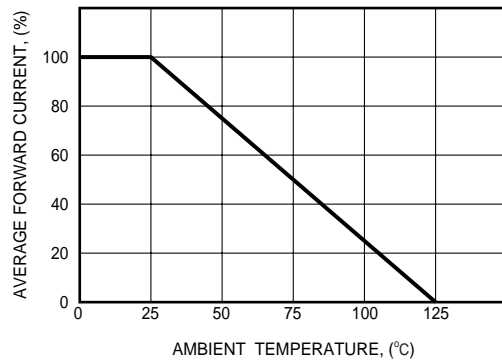


FIG. 5 - MAXIMUM NON-REPETITIVE FORWARD SURGE CURRENT

