



CHENMKO ENTERPRISE CO.,LTD

CH157H-70GP

Halogens free devices

SURFACE MOUNT

SCHOTTKY BARRIER DIODE

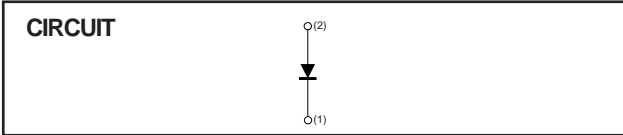
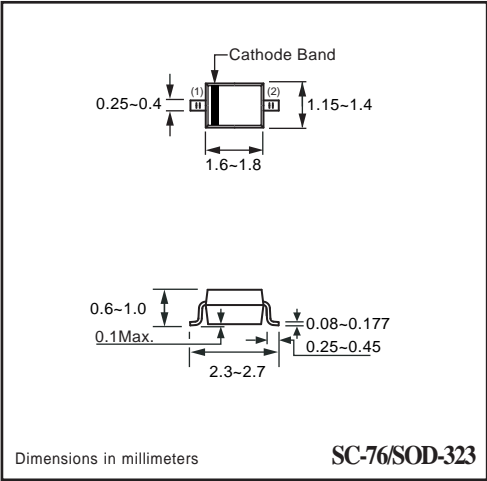
VOLTAGE 70 Volts CURRENT 15 mAmpere

APPLICATION
 * For general purpose switching application

FEATURE
 * Small surface mounting type. (SC-76/SOD-323)
 * Fast switch Time. (TRR=1.0nSec Typ.)
 * Low Forward Voltage Drop.
 * Lead free devices

CONSTRUCTION
 * Silicon epitaxial planar

MARKING
 * SA



MAXIMUM RATINGS (At TA = 25°C unless otherwise noted)

RATINGS	SYMBOL	CH157H-70GP	UNITS
Maximum Recurrent Peak Reverse Voltage	VRRM	70	Volts
Maximum RMS Voltage	VRMS	49	Volts
Maximum DC Blocking Voltage	VDC	70	Volts
Forward Continuous Current	IFM	15	mAmps
Non-Repetitive Peak Forward Surge Current @t=1.0uSec	IFSM	2.0	Amps
Typical Junction Capacitance between Terminal (Note 1)	CJ	2.0	pF
Power Dissipation	Pd	150	mW
Thermal Resistance Junction to Ambient (Note 3)	RθJA	650	°C/W
Maximum Operating Temperature Range	TJ	-65 to +125	°C
Maximum Storage Temperature Range	TSTG	-65 to +150	°C

ELECTRICAL CHARACTERISTICS (At TA = 25°C unless otherwise noted)

CHARACTERISTICS	SYMBOL	CH157H-70GP	UNITS
Reverse Breakdown Voltage at IR=10uA	VBR	70	Volts
Maximum Instantaneous Forward Voltage at IF=15mA	VF	1.0	Volts
Maximum Average Reverse Current at VR=50V	IR	200	nAmps
Maximum Reverse Recovery Time (Note 2)	TRR	1.0	nSec

- NOTES :
1. Measured at 1.0 MHz and applied reverse voltage of 0 volts.
 2. Measured at applied forward current of 5mA and reverse current of 5mA.
 3. Device mounted on FR-4 by 1 inch X 0.85 inch X 0.062 inch
 4. ESD sensitive product handling required.

RATING CHARACTERISTIC CURVES (CH157H-70GP)

FIG. 1 - TYPICAL POWER DERATING CURVE

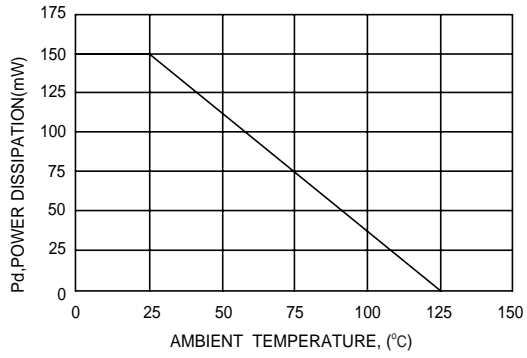


FIG. 2 - FORWARD CHARACTERISTICS

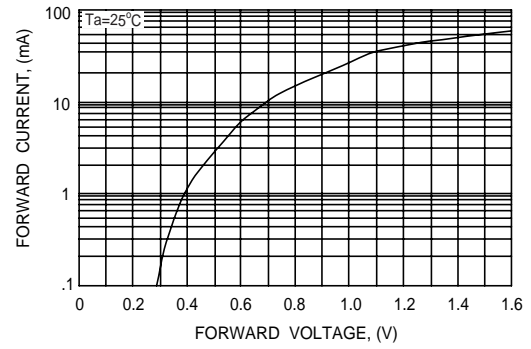


FIG. 3 - REVERSE CHARACTERISTICS

