



CHENMKO ENTERPRISE CO.,LTD

BAS40WCGP

SURFACE MOUNT SCHOTTKY DIODE

VOLTAGE 40 Volts CURRENT 0.2 Ampere

Halogens free devices

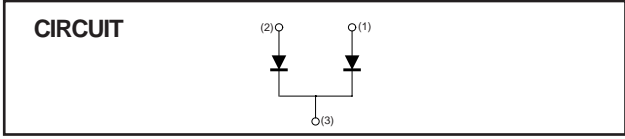
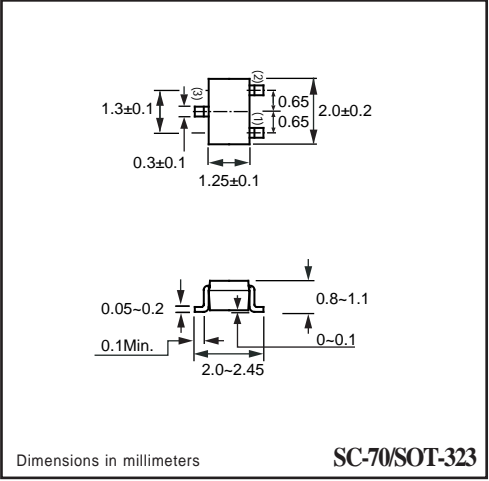

APPLICATION
* Ultra high speed switching

FEATURE
* Small surface mounting type. (SC-70/SOT-323)
* High speed. ($T_{RR}=2.5nSec$ Typ.)
* Suitable for high packing density.
* Maximum total power dissipation is 200mW.
* Peak forward current is 300mA.

CONSTRUCTION
* Silicon epitaxial planar

WEIGHT
* 0.006 grams (Approx.)

MARKING
* MG



RATINGS	SYMBOL	BAS40WCGP	UNITS
Maximum Recurrent Peak Reverse Voltage	V_{RRM}	40	Volts
Maximum RMS Voltage	V_{RMS}	28	Volts
Maximum DC Blocking Voltage	V_{DC}	40	Volts
Maximum Average Forward Rectified Current	I_O	0.2	Amps
Peak Forward Surge Current at 1Sec.	I_{FSM}	0.6	Amps
Typical Junction Capacitance between Terminal (Note 1)	C_J	5.0	pF
Maximum Reverse Recovery Time (Note 2)	T_{RR}	5.0	nSec
Maximum Operating Temperature Range	T_J	-55 to +125	°C
Storage Temperature Range	T_{STG}	-65 to +150	°C

ELECTRICAL CHARACTERISTICS (At $T_A = 25^\circ C$ unless otherwise noted)

CHARACTERISTICS	SYMBOL	BAS40WCGP	UNITS
Maximum Instantaneous Forward Voltage	@ $I_F = 1.0mA$	380	mVolts
	@ $I_F = 40mA$	1000	
Maximum Average Reverse Current at $V_R = 30V$	I_R	200	nAmps

NOTES : 1. Measured at 1.0 MHz and applied reverse voltage of 0.0 volts.
2. Measured at applied forward current of 10mA and reverse current of 10mA.
3. ESD sensitive product handling required.

RATING CHARACTERISTIC CURVES (BAS40WCGP)

FIG. 1 - FORWARD CHARACTERISTICS

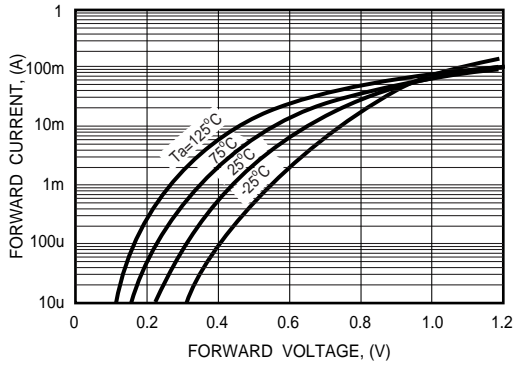


FIG. 2 - REVERSE CHARACTERISTICS

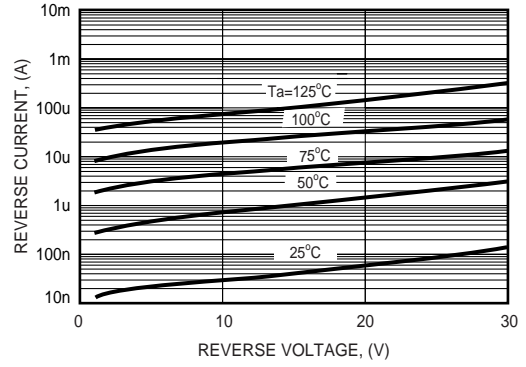


FIG. 3 - TYPICAL JUNCTION CAPACITANCE

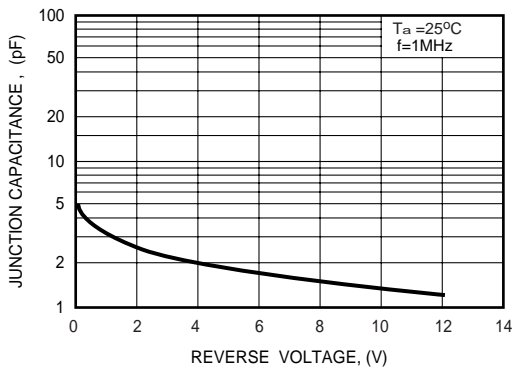


FIG. 4 - TYPICAL FORWARD CURRENT DERATING CURVE

